



Manual for Street Identification Sign Design

COE-IM-GUIDE-0012

v02



INTENT OF USE

This manual was developed for establishing standards for the City of Edmonton expectations in designing street identification signs. Care has been taken to confirm the accuracy of the information contained herein. The views expressed herein do not necessarily represent those of any individual contributor. As the design of the assets and systems described herein continually evolves, and practices change and improve over time, so it is necessary to regularly consult relevant technical standards, codes, and other publications rather than relying on this publication exclusively. The City of Edmonton, authors, and members of the review committee, want to convey that this document does not constitute a project specific design. As such, no part of this manual alleviates the responsibility of the professionals retained to design and construct specific projects from taking full responsibility and authenticating their designs in accordance with APEGA, Transportation Association of Canada, Manual of Uniform Traffic Control Devices for Canada, Alberta Traffic Safety Act and associated Regulations, and any other statutory or safety requirements.

Any Standard Drawings, Details, or specifications herein are provided to convey the City's typically ideal general arrangement and requirements. Representations may not be to scale, they may be substantially schematic in nature and/or require further elaboration and development. As such those documents are not suitable for integration into a specific implementation without review and modification and are only intended for use by a competent designer exercising professional judgment. The designer shall modify and supplement as necessary to provide a complete, properly functioning design that conforms in all respects to the City's functional requirements. When actualized in a particular implementation it is the designer's responsibility to ensure the size, location, and spacing of all elements, and all components/specifications, are suitable and safe for the use and location intended, and any applicable code, legislative, and authority requirements are adhered to. In addition, any accessibility, operational and maintenance requirements must be met. Deviations from the represented nominal design parameters, questions of intent or accuracy, or any other apparent conflicts, shall be reconciled with an appropriate City representative. Finally, when employing any aspect of these documents, the ultimately responsible professional designer shall remove any authentication of the original author(s), note any provenance as appropriate, and apply their own authentication as required.



<i>Professional Work Product (PWP)</i> Responsibility Matrix	



Contact Information

The [latest version](#) of this document may be obtained in electronic format from the City of Edmonton Website.

Input to the progressive updating of this document is invited. Please direct any comments to:

General Supervisor, Traffic Control and Parking
Traffic Operations
Parks and Roads Services
City Operations
16th Floor, Edmonton Tower
10111 – 104 Avenue
Edmonton, AB T5J 0J4
trafficops@edmonton.ca

VER	Date	Revision Summary
01	2011-08-02	Original Issue
02	2021-10-29	Corrections and updates to decorative sign dimensions, clarifications on acceptable design and placement of decorative signs added.

Manual for Street Identification Sign Design

The identification of roadways within the City of Edmonton is essential to distinguish one roadway from another, provide wayfinding guidance to traffic and provide an accurate location for the prompt response of emergency services.

Studies have shown that certain font types and reflective sheeting colours provide a higher conspicuity to motorists. Consistency throughout the City of Edmonton is paramount in maintaining high visible signage. These signs will comply with the Transportation Association of Canada (TAC) and Manual of Uniform Traffic Control Devices for Canada (MUTCDC) standards that the City of Edmonton follows.

This manual discusses three main styles of street addressing signs: ALR-1 type (Appendixes 1-3), ALR-2 type (Appendixes 4-6) and decorative type signs (Appendixes 10-14). ALR-1 type signs support a larger font size (15 cm) and are to be used at all unsignalized intersections with arterial roadways. ALR-2 type signs support smaller font size (10cm) and are used for intersections that are internal to a neighbourhood.

In order to manage the design and maintenance of the street identification signs, limitations are in place for decorative street identification signing.

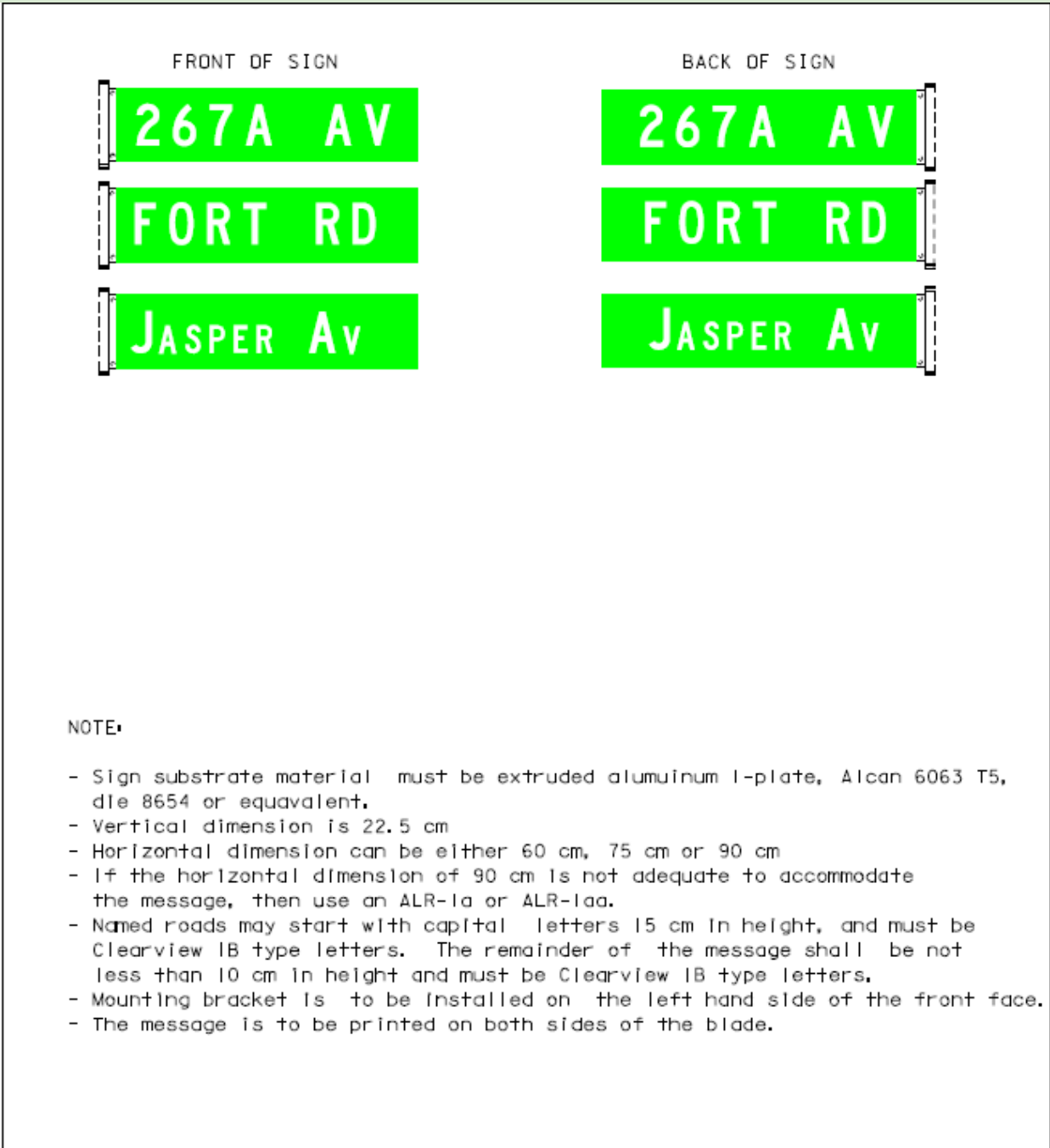
The decorative street identification sign templates support the smaller font size (10 cm) and are to be used in place of ALR-2 signs. Where ALR-1 signs are required, the decorative templates may need to be increased in height to support the required larger font size (15 cm) used along arterial roadways.

Where ALR-3, ALR-4 and ALR-5 signs (Appendixes 7-9) are required in advance of and at signalized intersections, they must be manufactured using the standard green background and silver letters and will be on a standard rectangle shape.

The following limitations will be implemented when determining sign design:

1. Letter fonts on the main address area of all signs must be Clearview 1B type font and conform to MUTCDC standards. Any deviation from these standards must be approved by the Traffic Operations Section of the Parks and Roads Services Branch. For any decorative portions of signs, Sans serif type fonts (similar to Clearview 1B) are preferred with a stroke width of half an inch. Letter spacing must be a minimum of 100 kern.
2. For decorative street identification signs, background colours of the main address area will be limited to 3M High-intensity Prismatic sheeting colours: 1172 (Red), 1175 (Blue), 1177(Green), 1178 (Black) or 1179 (Brown). The address font and border must be 3M Hi-intensity Prismatic sheeting and must be silver in colour. The decorative areas outside of the main address section can be any combination of colours and design approved by the Traffic Operations Section.

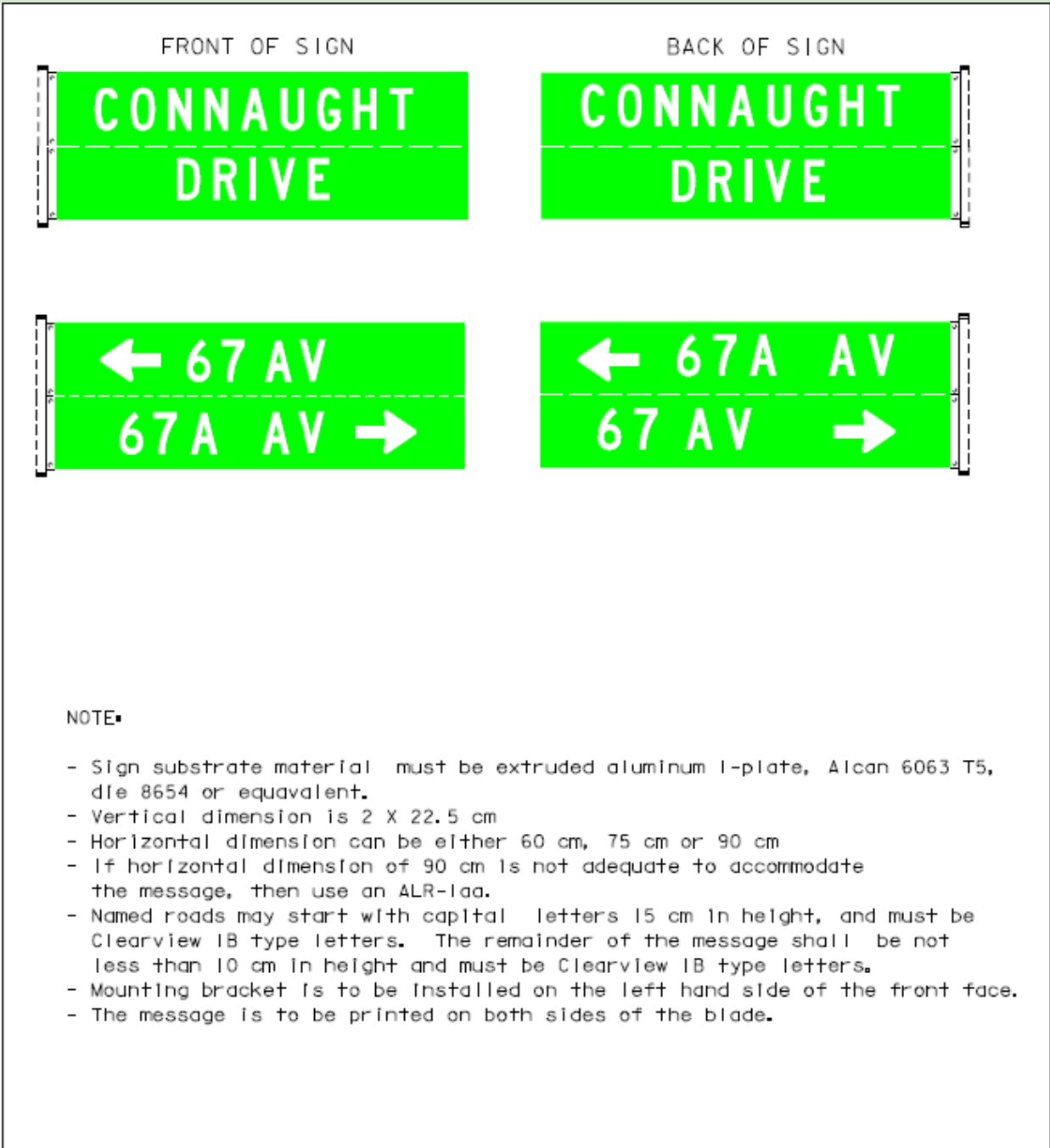
3. Sign supports will be limited to federal standard colours, Blue 15055, Black 17038 or Dark Green 14036 to coincide with the decorative street light standard. Any end of life replacements will be replaced with standard galvanized supports only.
4. Designs will be limited to the standard City of Edmonton street identification sign designs for ALR-1, ALR-1a, ALR-1aa, ALR-2, ALR-2a and ALR-2aa (Appendixes 1, 2, 3, 4, 5 and 6). Additional street identification sign designs will be limited to the 15 decorative styles shown in Appendixes 10-14. The designer is permitted to place any type of identification logo approved by the Traffic Operations Section in the areas which extend outside of the main address area of the 15 decorative designs.
5. ALR-1 series street identification sign sizes can be 60, 75 or 90 cm in length by 22.5 cm in height. ALR-1 series signs may be either 1, 2 or 3 panels in height to produce an overall height of 22.5 cm, 45 cm or 67.5 cm.
6. ALR-2 series street identification sign sizes can be 60, 75 or 90 cm in length by 15 cm in height. ALR-2 series signs may be 1, 2 or 3 panels in height to produce an overall height of 15 cm, 30 cm or 45 cm.
7. Decorative street blades will not be allowed at intersections of two arterial roadways. A signalized intersection of an arterial and non-arterial roadway may have decorative street blades in addition to overhead ALR-5 street name signs.
8. Decorative street blade main address letter fonts must be Clearview 1B type font and the height of letters and numerals shall be 15 cm along arterial roadways and 10 cm along non-arterial roadways. To facilitate the use of decorative blades along arterials the blade height of the address portion may be increased to accommodate the enlarged text size requirement.
9. Except for the street name itself, conventional abbreviations are acceptable. Abbreviations shall conform to the [Canada Post abbreviation guide](#) with the exception of Avenue which shall be “Av”.
10. All requests for street identification signing shall be approved by the Traffic Operations Section.



NOTE:

- Sign substrate material must be extruded aluminum I-plate, Alcan 6063 T5, die 8654 or equivalent.
- Vertical dimension is 22.5 cm
- Horizontal dimension can be either 60 cm, 75 cm or 90 cm
- If the horizontal dimension of 90 cm is not adequate to accommodate the message, then use an ALR-1a or ALR-1aa.
- Named roads may start with capital letters 15 cm in height, and must be Clearview IB type letters. The remainder of the message shall be not less than 10 cm in height and must be Clearview IB type letters.
- Mounting bracket is to be installed on the left hand side of the front face.
- The message is to be printed on both sides of the blade.

TYPICAL ALR-1 SIGNS						COLOR	
						LETTERS	BACKGROUND
ALR-1	STREET BLADE	22.5 x 60		SILVER	GREEN		
		22.5 x 75		SILVER	GREEN		
		22.5 x 90		SILVER	GREEN		
DATE: October 29, 2021		PARKS & ROADS SERVICES			Appendix 1		

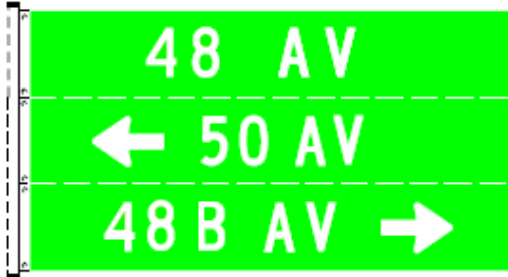


NOTE:

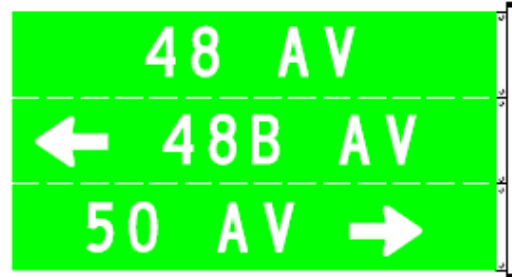
- Sign substrate material must be extruded aluminum 1-plate, Alcan 6063 T5, die 8654 or equivalent.
- Vertical dimension is 2 X 22.5 cm
- Horizontal dimension can be either 60 cm, 75 cm or 90 cm
- If horizontal dimension of 90 cm is not adequate to accommodate the message, then use an ALR-1aa.
- Named roads may start with capital letters 15 cm in height, and must be Clearview 1B type letters. The remainder of the message shall be not less than 10 cm in height and must be Clearview 1B type letters.
- Mounting bracket is to be installed on the left hand side of the front face.
- The message is to be printed on both sides of the blade.

TYPICAL ALR-1a SIGNS						COLOR	
						LETTERS	BACKGROUND
ALR-1a	STREET BLADE	22.5 x 60	2 BLADES	SILVER	GREEN		
		22.5 x 75	2 BLADES	SILVER	GREEN		
		22.5 x 90	2 BLADES	SILVER	GREEN		
DATE: October 29, 2021		PARKS & ROADS SERVICES			Appendix 2		

FRONT OF SIGN



BACK OF SIGN



NOTE:

- Sign substrate material must be extruded aluminum I-plate, Alcan 6063 T5, die 8654 or equivalent.
- Vertical dimension is 3 X 22.5 cm
- Horizontal dimension can be either 60 cm, 75 cm or 90 cm
- Named roads may start with capital letters 15 cm in height, and must be Clearview IB type letters. The remainder of message shall be not less than 10 cm in height and must be Clearview IB type letters.
- Mounting bracket is to be installed on the left hand side of the front face.
- The message is to be printed on both sides of the blade.

TYPICAL ALR-1aa SIGNS

						COLOR	
						LETTERS	BACKGROUND
ALR-1aa		STREET BLADE	22.5 X 60	3 BLADES		SILVER	GREEN
			22.5 X 75	3 BLADES		SILVER	GREEN
			22.5 X 90	3 BLADES		SILVER	GREEN
DATE: October 29, 2021		PARKS & ROADS SERVICES				Appendix 3	

FRONT OF SIGN



BACK OF SIGN

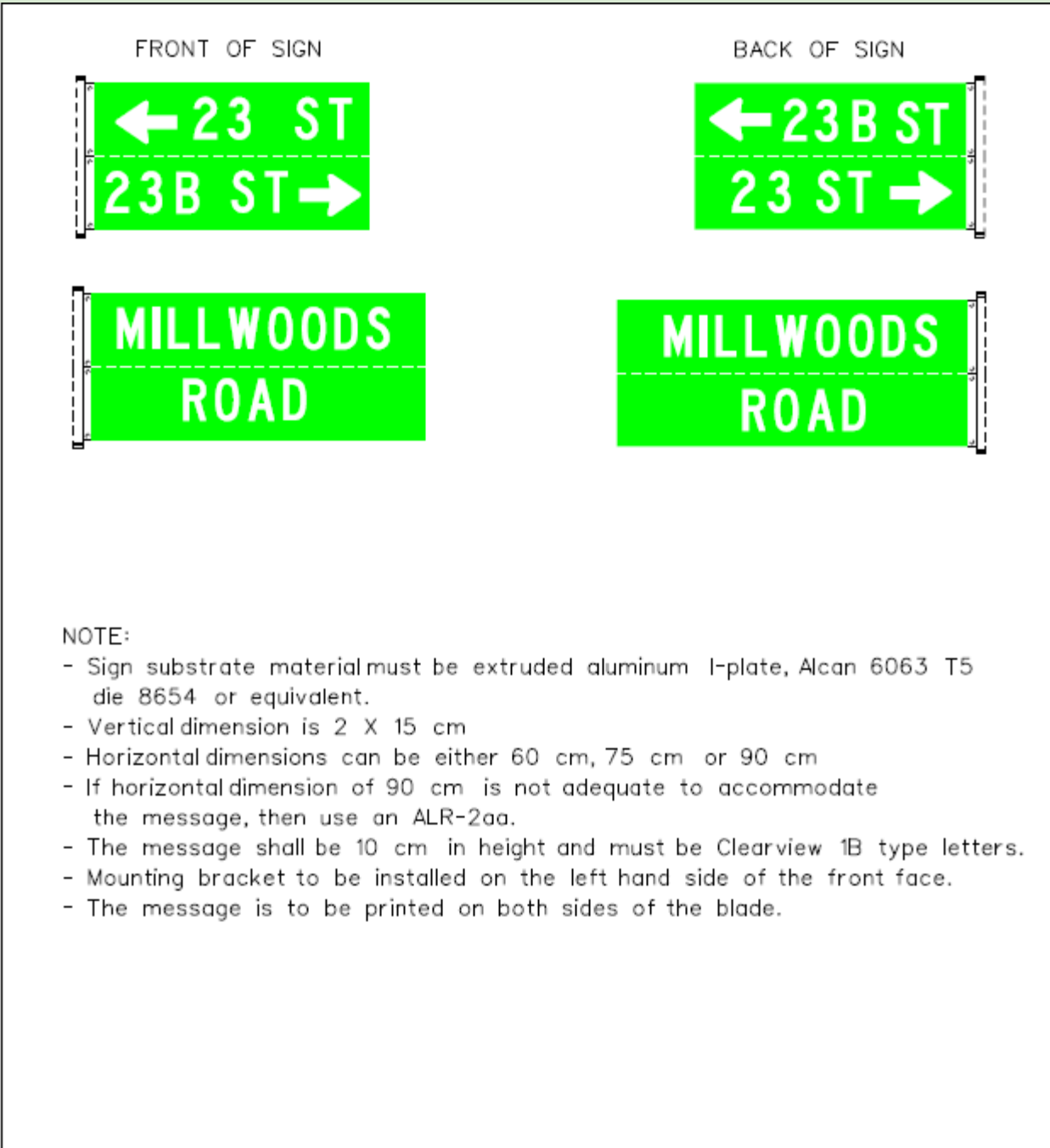


NOTE:

- Sign substrate material must be extruded aluminum I-plate, Alcan 6063 T5 die 8654 or equivalent.
- Vertical dimension is 15 cm
- Horizontal dimension can be either 60 cm, 75 cm or 90 cm
- If the horizontal dimension of 90 cm is not adequate to accommodate the message or if two names are required, then use an ALR-2a
- The message shall be 10 cm in height and must be Clearview 1B type letters.
- Mounting bracket is to be installed on the left hand side of the front face.
- The message is to be printed on both sides of the blade.

TYPICAL ALR-2 SIGNS

						COLOR	
						LETTERS	BACKGROUND
ALR-2	STREET BLADE	15 X 60	1 BLADE	SILVER	GREEN		
		15 X 75	1 BLADE	SILVER	GREEN		
		15 X 90	1 BLADE	SILVER	GREEN		
DATE: October 29, 2021		PARKS & ROADS SERVICES			Appendix 4		

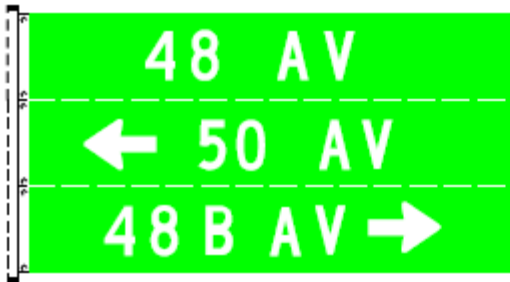


NOTE:

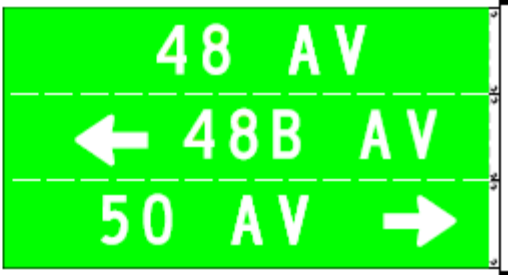
- Sign substrate material must be extruded aluminum I-plate, Alcan 6063 T5 die 8654 or equivalent.
- Vertical dimension is 2 X 15 cm
- Horizontal dimensions can be either 60 cm, 75 cm or 90 cm
- If horizontal dimension of 90 cm is not adequate to accommodate the message, then use an ALR-2aa.
- The message shall be 10 cm in height and must be Clearview 1B type letters.
- Mounting bracket to be installed on the left hand side of the front face.
- The message is to be printed on both sides of the blade.

TYPICAL ALR-2a SIGNS						COLOR	
						LETTERS	BACKGROUND
ALR-2a	STREET BLADE	15 x 60	2 BLADES	SILVER	GREEN		
		15 x 75	2 BLADES	SILVER	GREEN		
		15 x 90	2 BLADES	SILVER	GREEN		
DATE: October 29, 2021		PARKS & ROADS SERVICES			Appendix 5		

FRONT OF SIGN



BACK OF SIGN



NOTE:

- Sign substrate material must be extruded aluminum I-plate, Alcan 6063 T5 die 8654 or equivalent.
- Vertical dimension is 3 X 15 cm
- Horizontal dimensions can be either 60 cm, 75 cm or 90 cm
- The message shall be 10 cm in height and must be Clearview 1B type letters.
- Mounting bracket to be installed on the left hand side of the front face.
- The message is to be printed on both sides of the blade.

TYPICAL ALR-2aa SIGNS						COLOR	
						LETTERS	BACKGROUND
ALR-2aa	STREET BLADE	15 X 60	3 BLADES	SILVER	GREEN		
		15 X 75	3 BLADES	SILVER	GREEN		
		15 X 90	3 BLADES	SILVER	GREEN		
DATE: October 29, 2021		PARKS & ROADS SERVICES			Appendix 6		

ALR-3



NOTE:

- Sign substrate material must be 0.081 sign grade aluminum.
- Vertical dimension is 30 cm
- Horizontal dimension can be either 60 cm, 75 cm, 90 cm, 105 cm or 120cm.
- Named roads may start with a capital letter 15 cm in height and must be Clearview 1B type letters. The remainder of the message shall not be less than 10 cm in height and must be Clearview 1B type letters.
- The message is to be printed on one side only.
- A 15 mm silver border must be placed around the perimeter of the sign.

TYPICAL ALR-3 SIGNS						COLOR	
						LETTERS	BACKGROUND
ALR-3	STREET BLADE	30 x 60	1 BLADE	SILVER	GREEN		
		30 x 75	1 BLADE	SILVER	GREEN		
		30 x 90	1 BLADE	SILVER	GREEN		
		30 x 105	1 BLADE	SILVER	GREEN		
		30 x 120	1 BLADE	SILVER	GREEN		
DATE: October 29, 2021		PARKS & ROADS SERVICES			Appendix 7		

ALR-4



NOTE:

- Sign substrate material must be 0.081 sign grade aluminum.
- Vertical dimension is 60 cm
- Horizontal dimension can be either 90 cm, 105 cm, 120cm.
- Named roads may start with a capital letter 15 cm in height and must be Clearview 1B type letters. The remainder of the message shall not be less than 10 cm in height and must be Clearview 1B type letters.
- The message is to be printed on one side only.
- A 15mm silver border must be placed around the perimeter of the sign.

TYPICAL ALR-4 SIGNS						COLOR	
						LETTERS	BACKGROUND
ALR-4	STREET BLADE	60 x 90	1 BLADE	SILVER	GREEN		
		60 x 105	1 BLADE	SILVER	GREEN		
		60 x 120	1 BLADE	SILVER	GREEN		
DATE: October 29, 2021		PARKS & ROADS SERVICES			Appendix 8		

ALR-5



ALR-5(A)



ALR-5

- Sign substrate material must be 0.081 sign grade aluminum.
- Vertical dimension is 38 cm
- Letter style is Clearview 1B type letters
- Length is a minimum of 90 cm increasing at 15 cm increments to a Maximum of 215 cm.
- Minimum of 10 cm green space at top and bottom of text.
- Minimum of 15 cm green space at each end of text
- Sign will have a 2 cm silver border
- Message only on one side of blade

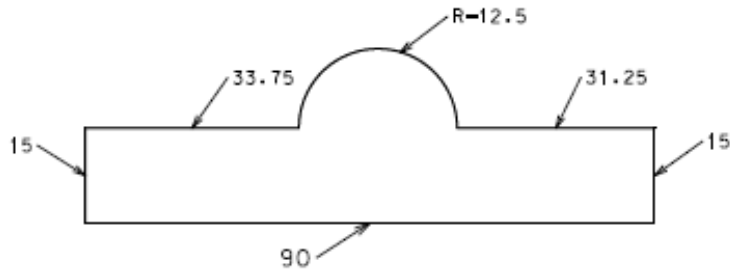
ALR-5A

- Sign substrate material must be 0.081 sign grade aluminum.
- Vertical dimension is 75 cm
- Letter style is Clearview 1B type letters.
- Length is a minimum of 90 cm increasing at 15 cm increments to a maximum of 210 cm
- Minimum of 12.5 cm green space at top and bottom of text.
- Minimum of 10 cm between each line of text.
- Minimum of 12.5 cm green space at each end of text.
- Sign will have a 2 cm silver border
- Message on one side of blade.

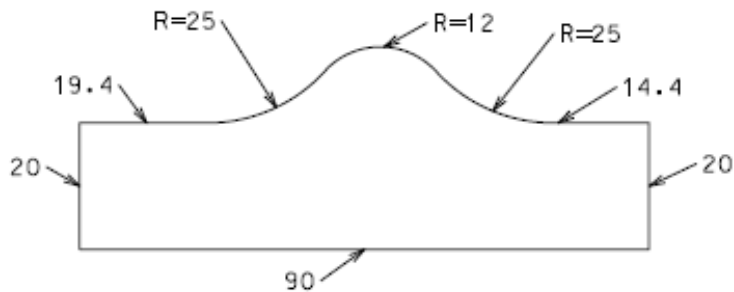
NOTE:

Sign is attached to signal arm using SignFix medium extruded channel (SX0073) and universal channel clamp (SX020).

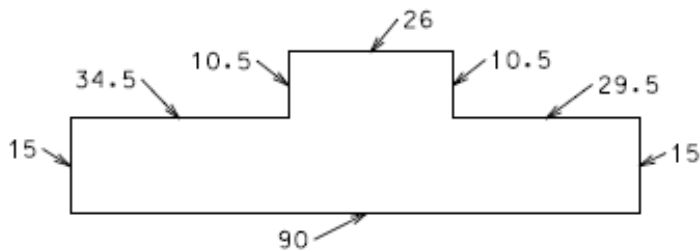
TYPICAL ALR-5 SIGNS					COLOR	
					SYMBOL	BACKGROUND
ALR-5	OVERHEAD STREET BLADE	38 cm X 90+ cm	20 cm LETTERS	SILVER	GREEN	
ALR-5(A)	DOUBLE OVERHEAD STREET BLADE	76 cm X 90+ cm	20 cm LETTERS	SILVER	GREEN	
					Appendix 9	
					Appendix 9	



Design 1

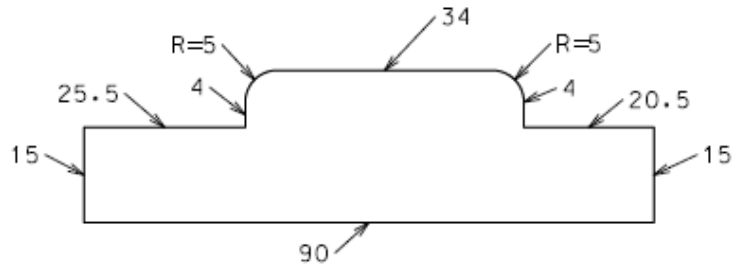


Design 2

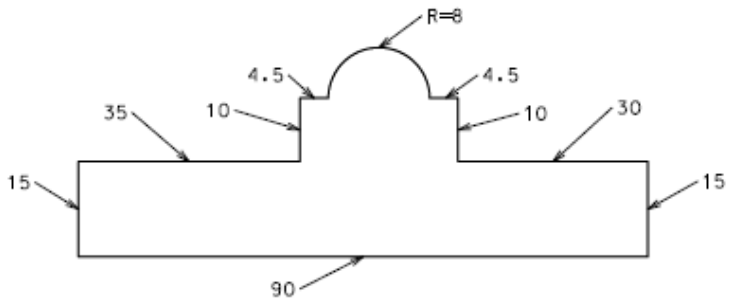


Design 3

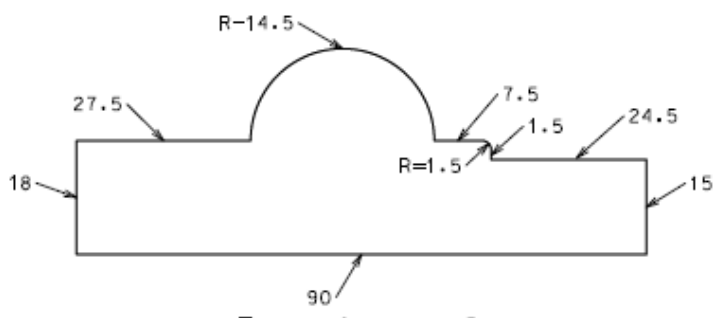
Decorative Street Blade Designs					COLOR	
					SYMBOL	BACKGROUND
Design 1			15 cm X 90 cm			
Design 2			20 cm X 90 cm			
Design 3			15 cm X 90 cm			
DATE: October 29, 2021	PARKS & ROADS SERVICES			Appendix 10		



Design 4

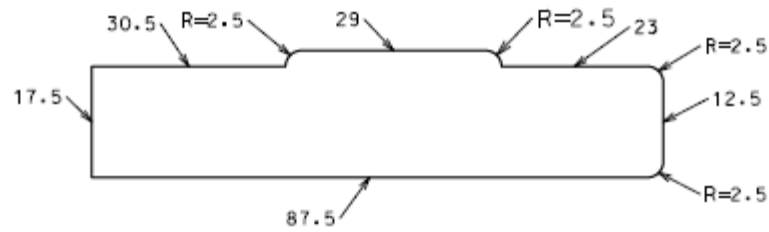


Design 5

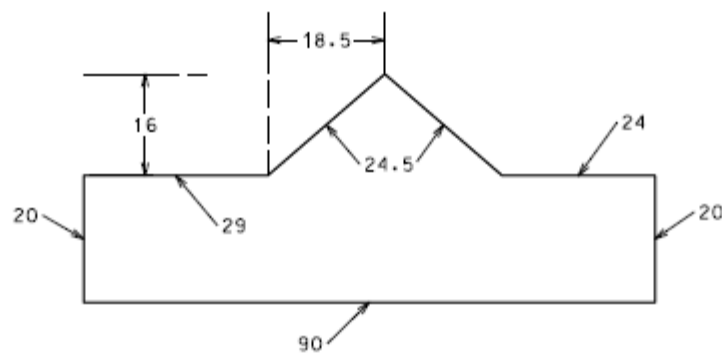


Design 6

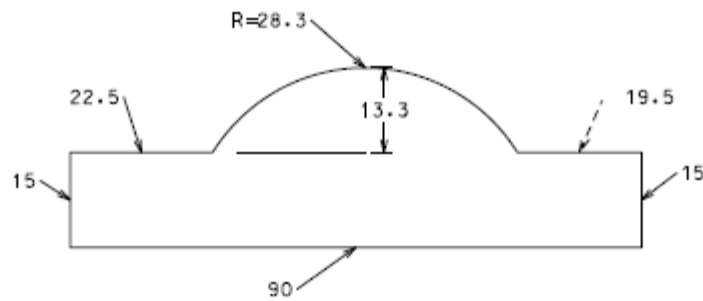
Decorative Street Blade Designs				COLOR	
				SYMBOL	BACKGROUND
Design 4			15 cm X 90 cm		
Design 5			15 cm X 90 cm		
Design 6			15 cm X 90 cm		
DATE: October 29, 2021	PARKS & ROADS SERVICES			Appendix 11	



Design 7

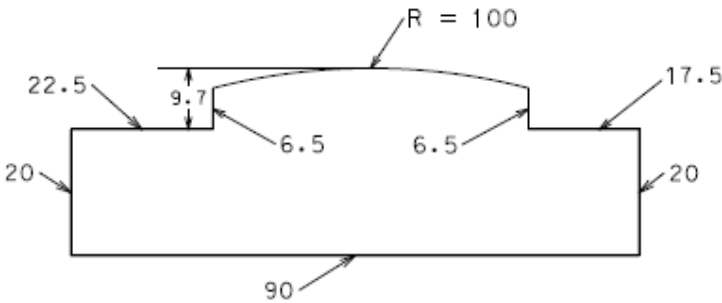


Design 8

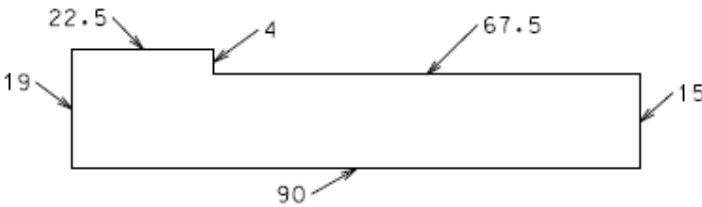


Design 9

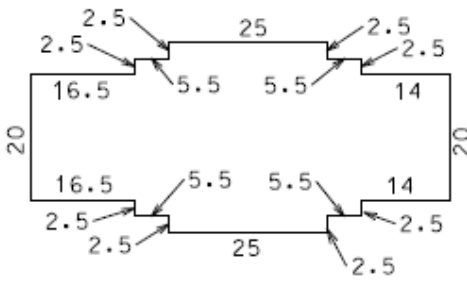
Decorative Street Blade Designs				COLOR	
				SYMBOL	BACKGROUND
Design 7			17.5 cm X 90 cm		
Design 8			20 cm X 90 cm		
Design 9			15 cm X 90 cm		
DATE: October 29, 2021	PARKS & ROADS SERVICES			Appendix 12	



Design 10

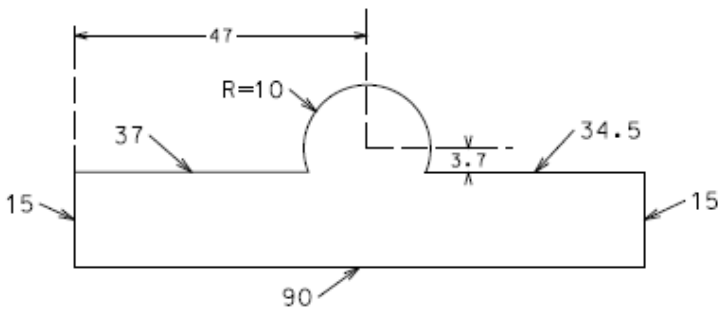


Design 11

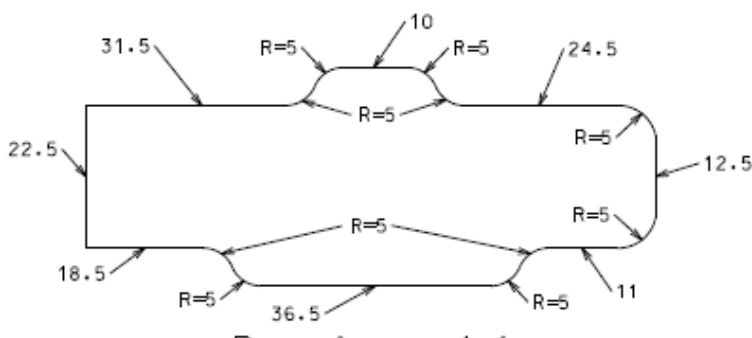


Design 12

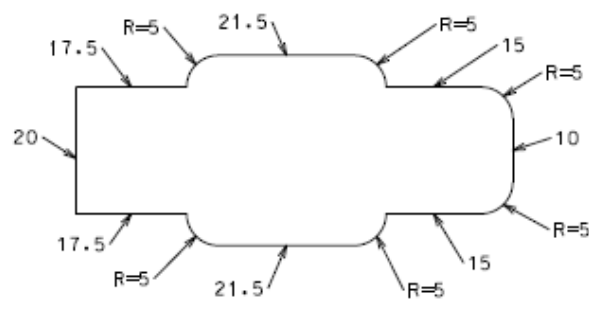
Decorative Street Blade Designs				COLOR	
				SYMBOL	BACKGROUND
Design 10			20 cm X 90 cm		
Design 11			15 cm X 90 cm		
Design 12			20 cm X 66.5 cm		
DATE: October 29, 2021			PARKS & ROADS SERVICES		Appendix 13



Design 13



Design 14



Design 15

Decorative Street Blade Designs				COLOR	
				SYMBOL	BACKGROUND
Design 13			15 cm X 90 cm		
Design 14			34.5 cm X 90 cm		
Design 15			30 cm X 69 cm		
DATE: October 29, 2021	PARKS & ROADS SERVICES			Appendix 14	