

EMERGENCY PREP

Your neighbours will often be the first people on the scene with you during an emergency. Knowing your neighbours and preparing for emergencies together will help you act more quickly.

These action cards provide guidance on how you and your neighbours can get ready and support each other.

**CHANGE
FOR CLIMATE**

Edmonton

Identify Local Risks



WHY TAKE ACTION?

During extreme weather, dead branches, large puddles and other hazards can impact safety. Identify and address risks to improve neighbourhood safety.

LEVEL:

1 Low Effort



TAGS:

 Low Cost


 Event


SEASON:



WHAT CAN YOU DO?

Check your block or building to identify potential hazards in areas prone to extreme cold, extreme heat, local flooding and high winds.

Check trees in your area for loose or dead branches. Identify low points where water pools. FireSmart™ your property to reduce risk. 

Repeat each season to assess changing conditions. Find out who can help address the problem and report concerns to them. 

NEXT UP! This action works well with...

- **P3** | Create an Emergency Plan
- **P11** | Create Emergency Kits
- **P13** | Get Fire Wise

Learn First Aid Together



WHY TAKE ACTION?

Giving first aid before emergency services arrive can save lives. Get trained to help a loved one or neighbour in emergency situations.

LEVEL:



2 Mid Effort



TAGS:



Event



Bulk Buy

SEASON:



WHAT CAN YOU DO?

Take a first aid course. You and your neighbours can register as a group. 

Keep a first aid kit and other basic emergency supplies in a common area for quick access.

NEXT UP! This action works well with...

- **P3** | Create an Emergency Plan
- **P11** | Create Emergency Kits

Create an Emergency Plan



WHY TAKE ACTION?

Emergency situations can put you and your neighbours at risk. Being prepared improves your ability to stay safe and recover from a disaster.

LEVEL:



Mid Effort



TAGS:




Low Cost

SEASON:



WHAT CAN YOU DO?

Collect contact information so you can talk to your neighbours in an emergency. Remember, cell phones may not be working!

Create an emergency plan with information about neighbourhood hazards and what to do and where to meet in an emergency. Print a hard copy in case the internet isn't available. 

NEXT UP! This action works well with...

- **P2** | Learn First Aid Together
- **P11** | Create Emergency Kits

Get Ready for Poor Air Quality



WHY TAKE ACTION?

Wildfire smoke can make outdoor air unsafe and can also affect air quality inside. Higher temperatures and lightning storms increase the risk of forest fires. This smoky air can linger for days.

LEVEL:

1 Low Effort



TAGS:


 Low Cost

 Bulk Buy


SEASON:



WHAT CAN YOU DO?

Learn about the Air Quality Health Index (AQHI) and what to do when the ratings are poor. 

Check on neighbours who may be more vulnerable to the risks of poor air quality, such as seniors, children, or folks with chronic health conditions.

Improve indoor air by closing windows, making sure window and door seals are intact, and using an air filter. 

NEXT UP! This action works well with...

- **P3** | Create an Emergency Plan
- **P5** | Get Ready for Extreme Heat
- **P13** | Get Fire Wise

Get Ready for Extreme Heat



WHY TAKE ACTION?

Times of extreme heat are expected to become more common and severe. Having a plan for high temperatures can reduce the risk for people and pets.

LEVEL:



Mid Effort



TAGS:




Low Cost

SEASON:



WHAT CAN YOU DO?

Check on neighbours, older adults and family members. Make sure they have access to drinking water. Help them cover windows and weatherstrip doors to keep out the heat.

Identify spaces to cool down, such as shady spots outside, inside public libraries, shopping malls, recreation centres or other community facilities. Find a spray park or pool in your area to cool off. 

NEXT UP! This action works well with...

- **P4, P6, P7, P8, P9** | Get ready for extreme weather conditions in all seasons
- **P13** | Get Fire Wise
- **E2** | Conduct a Home Energy Assessment

Get Ready for Extreme Cold



WHY TAKE ACTION?

Edmonton can expect periods of extreme cold in winter, as low as -30°C or colder. Having a plan for extreme cold temperatures can reduce the risk for people and pets.

LEVEL:



2 Mid Effort



TAGS:



Low Cost




Bulk Buy

SEASON:



WHAT CAN YOU DO?

Check on neighbours, older adults, family members and pets.

Identify spaces to warm up, such as warming shelters, cafes or community centres. Share information with your neighbours or offer to help them get there, if needed. 

Keep a winter emergency kit in your car to share with others that includes blankets, extra clothing, first aid kit and water.

NEXT UP! This action works well with...

- **P7** | Get Ready for Ice & Snow
- **P11** | Create Emergency Kits
- **E2** | Conduct a Home Energy Assessment

Get Ready for Ice & Snow



WHY TAKE ACTION?

Sidewalks, driveways and pathways can get icy, causing falls and serious injuries. Removing ice and snow can help everyone move around safely.

LEVEL:



Mid Effort



TAGS:




Low Cost

SEASON:



WHAT CAN YOU DO?

Avoid or limit going outdoors, or driving in dangerous weather conditions with icy roads, heavy snow or reduced visibility. 

Identify the most icy locations and remove the ice and snow. Keep shovels and sand in a shared location for neighbours to use. Help neighbours with mobility needs manage ice and snow on their property and in shared spaces.

NEXT UP! This action works well with...

- **P6** | Get Ready for Extreme Cold
- **E2** | Conduct a Home Energy Assessment

Get Ready for Rainfall & Flooding



WHY TAKE ACTION?

Edmonton can expect an increase in heavy rainfall events that can cause a higher risk of neighbourhood flooding. Being prepared for major rainstorms or rapid snowmelt can help prevent flooded basements and overwhelmed drainage systems.

LEVEL:



2 Mid Effort



TAGS:



Low Cost




Event

SEASON:



WHAT CAN YOU DO?

Research and share information about local flood risks, and brainstorm ways to manage them.

Before it rains, host a seasonal eavestrough and drain clearing event to share tools and help each other. Contact EPCOR to book a free flood prevention inspection. 

After it rains, take a walk with your neighbours to identify low points where water is not draining properly.

NEXT UP! This action works well with...

- **P3** | Create an Emergency Plan
- **P11** | Create Emergency Kits
- **W5** | Assess for Home Flooding

Get Ready for High Winds



WHY TAKE ACTION?

High winds can happen at any time of the year. Wind poses safety risks by blowing loose branches and materials. Being prepared can help you and your neighbours stay safe while reducing property damage.

LEVEL:



2 Mid Effort



TAGS:




Low Cost

SEASON:



WHAT CAN YOU DO?

Check buildings with your neighbours to look for problems with shingles, siding, trees and gutters. Help ensure that bins, patio furniture and other loose items are secured.

Inspect trees regularly for large damaged, broken, split or hanging limbs. If removal or trimming is required, call 311 for City-owned trees or an arborist for privately owned trees. Contact EPCOR for trees that are too close to power lines. 

NEXT UP! This action works well with...

- **P1** | Identify Local Risks
- **P10** | Get Ready for Power Outages

Get Ready for Power Outages



WHY TAKE ACTION?

Power outages can happen at any time of year, but extreme weather is a main cause. High winds and freezing rain can damage power lines, leading to outages. Having a plan and knowing what to do when the power goes out will help keep you and your neighbours safe and comfortable.

LEVEL:



2 Mid Effort



TAGS:




Low Cost

SEASON:



WHAT CAN YOU DO?

Prepare emergency kits as a group and ensure everyone has food, water and warmth. Plan ways to check in on each other and share updates when the internet or phone lines are down.

Share equipment during power outages. Identify if a neighbour has access to a backup generator or portable stove they can share. Remember, not all equipment is safe to use indoors. Always follow the manufacturer's recommendations. 

NEXT UP! This action works well with...

- **P9** | Get Ready for High Winds
- **P11** | Create Emergency Kits

Create Emergency Kits



WHY TAKE ACTION?

In a rare emergency, it could take days for businesses to reopen and to restore services, like power, water and telecommunications. Having emergency supplies for you, your loved ones and your neighbours will help manage any gaps in service.

LEVEL:



2 Mid Effort



TAGS:



Bulk Buy




Event

SEASON:



WHAT CAN YOU DO?

Collect enough water, supplies, and non-perishable food for each household (including pets) to **last 72 hours or more**. Store these items in a common, known area for easy access in an emergency. 

Create an **inventory of the items** that different neighbours have that could be shared in an emergency, like generators, battery-powered lights and tools.

NEXT UP! This action works well with...

- **P2** | Learn First Aid Together
- **P10** | Create an Emergency Plan
- **P12** | Create a Tool Library

Create a Tool Library



WHY TAKE ACTION?

Sharing resources like tools saves money and helps neighbours who don't have their own. Knowing what tools your neighbours have can also be helpful in an emergency.

LEVEL:



2 Mid Effort



TAGS:



Low Cost



Bulk Buy

SEASON:



WHAT CAN YOU DO?

Join the Edmonton Tool Library or find out if there is an existing tool library near you. 

Lend tools to neighbours on your block or in your building and see which tools they are willing to lend out. You can also buy tools together for shared use. Keep a list of available tools and who is using them, or create an accessible community storage space.

NEXT UP! This action works well with...

- **N5** | Start a Seed Exchange or Library
- **W6** | Start a Fix-it Club
- **W7** | Start a Repair Shed

Get Fire Wise



WHY TAKE ACTION?

When local natural areas (like forests and grasslands) do not receive enough rainfall, they can dry very quickly, increasing the risk of wildfire. Sparks and embers can blow up to two kilometres ahead of a wildland fire, so all neighbourhoods play a role to prevent fire and its spread.

LEVEL:

1 Low Effort




TAGS:

Low Cost

SEASON:



WHAT CAN YOU DO?

Review and follow FireSmart™ actions to reduce risk near your home. Meet with your neighbours each spring to make a plan and review actions. Do a neighbourhood walk to note anything that could lead to the spread of fire. Update contact lists and restock grab-and-go emergency kits. 

Host clean-up parties to remove dry leaves and twigs from yards and gutters. Move the storage of flammables (like propane tanks and firewood) away from homes.

NEXT UP! This action works well with...

- **P1** | Identify Local Risks
- **P3** | Create an Emergency Plan
- **P4** | Get Ready for Poor Air Quality
- **N1** | Create a Nature Map