



How does the community express interest in decorative street blades?

Volunteers in your community take the lead to determine the level of community interest in decorative street blades, and to begin the design process. The City can provide support by sharing the options available for decorative street blades, create simple logo designs and help gather feedback at future public engagement opportunities.

Your Neighbourhood Renewal Project Team can work with the volunteers to develop a schedule to ensure the design is finalized as part of the renewal design.

How can the community add historical information on the street blade?

Volunteers in your community would need to complete research to gather and confirm the historical street names and/or the year the neighbourhood was established. Ask your Project Manager for available resources, including contact information to make an appointment at the City of Edmonton Archives.

The community can decide on the font style for this information on the decorative street blade. The font will need to be visible for people driving.

Decorative Street Blades

As part of the Neighbourhood Renewal the community has the option to receive decorative street blades throughout the neighbourhood at no additional cost to property owners.

Street blades can contain a community logo, historic street name and the year the neighbourhood was established. There are five different colours, 15 shapes and a variety of fonts that the neighbourhood can choose from (except for the main address area which requires a standard font). Below are some examples of street blades created in other neighbourhoods.



Colour Options Available*:



Red



Blue



Green



Black

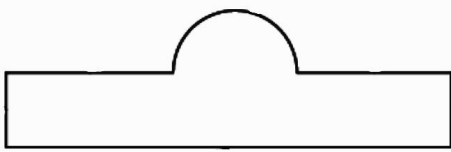


Brown


*Note: The neighbourhood may pursue other colour options in the decorative area of the street blade (ie. portion that does not include the main address) however it would need to be submitted for approval.

Shape Options Available (Local/Collector Roads**):

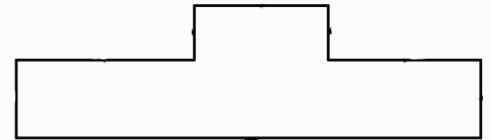
**Note: The design is slightly modified for arterial roads due to the larger font size required.




Design 1



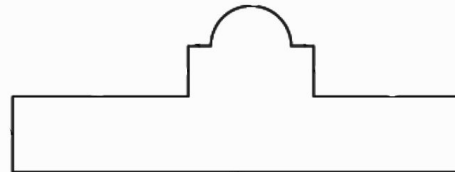
Design 2



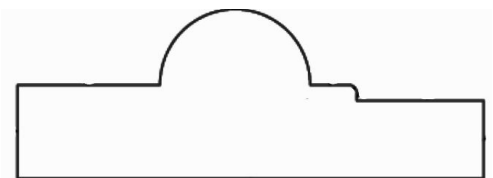
Design 3



Design 4



Design 5



Design 6



Design 7



Design 8



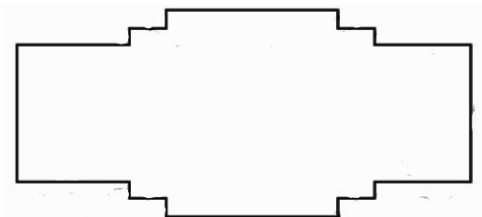
Design 9



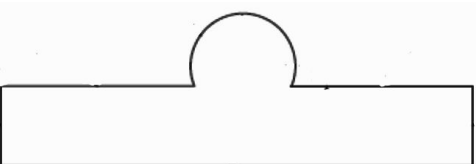
Design 10



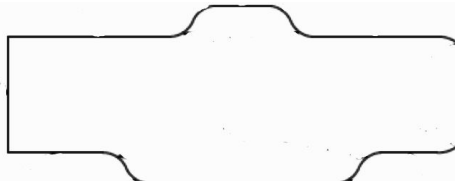
Design 11




Design 12



Design 13



Design 14



Design 15