

# Community and Recreation Facilities

Edmonton

## October 2021 Employee Check-in

### Summary Report

The City of Edmonton checks in with employees three times a year.

In October, 2021, 9 questions were asked to all City of Edmonton employees.

**678** of **1964** Community & Recreation Facilities employees responded (**35%**).

Survey results are always available online at [edmonton.ca](https://edmonton.ca).

Curious about how Glint surveys are scored? Click [here](#).

The logo for the City of Edmonton, featuring the word "Edmonton" in white text on a dark blue square background. The square is positioned in the bottom right corner of the slide, partially overlapping a decorative teal and blue geometric pattern that runs vertically along the right edge of the page.

# Survey Questions

1. How happy are you working at the City of Edmonton?
2. I would recommend the City of Edmonton as a great place to work.
3. How are you doing?
4. I have the resources I need to do my job.
5. I am treated with respect in my workplace.
6. My direct supervisor demonstrates commitment to and support of diversity and inclusion.
7. I believe that diverse perspectives add value to the work we do.
8. My workplace is accepting of all backgrounds and identities.
9. What would help you feel more supported right now?



## Scores by Question



Topic/Question	Score	Trend
1. How happy are you working at the City of Edmonton?	67	 Increase of 5 points since June, 2021
2. I would recommend the City of Edmonton as a great place to work.	67	 Increase of 6 points since June, 2021
3. How are you doing?	57	 Decrease of 1 point since June, 2021




### Wellness

I feel safe and secure and am supported to achieve wellness

## Scores by Question



Topic/Question	Score	Trend
4. I have the resources I need to do my job.	67	 Decrease of 4 points since June, 2020



**Empowered  
Employees**




I share my thoughts on  
how to improve and  
support improvement

Note: This is the second time this question has been asked on the survey. Trend data is compared to responses received in June, 2020.

# Scores by Question



Note: Trend data is compared to August, 2020, when these questions were asked last.

Topic/Question	Score	Trend
5. I am treated with respect in my workplace	73	 Increase of 3 points since August, 2020
6. My supervisor demonstrates commitment to and support of diversity and inclusion	81	 Increase of 7 points since August, 2020
7. I believe that diverse perspectives add value to the work we do	88	No change since August, 2020
8. My workplace is accepting of all backgrounds and identities	80	 Increase of 1 point since August, 2020



**Supportive Environment**  
I feel respected and recognized for my unique contributions

# Scores by Question



Topic/Question	Score	Top Themes
9. What would help you feel more supported right now?	N/A	Communication, COVID, Recommend, Well-being, Health

Note: This question is open-ended and therefore cannot be scored. All comments are aggregated.



## Supportive Environment

I feel respected and recognized for my unique contributions

