

MATURE NEIGHBOURHOOD OVERLAY

REGULATIONS



Edmonton

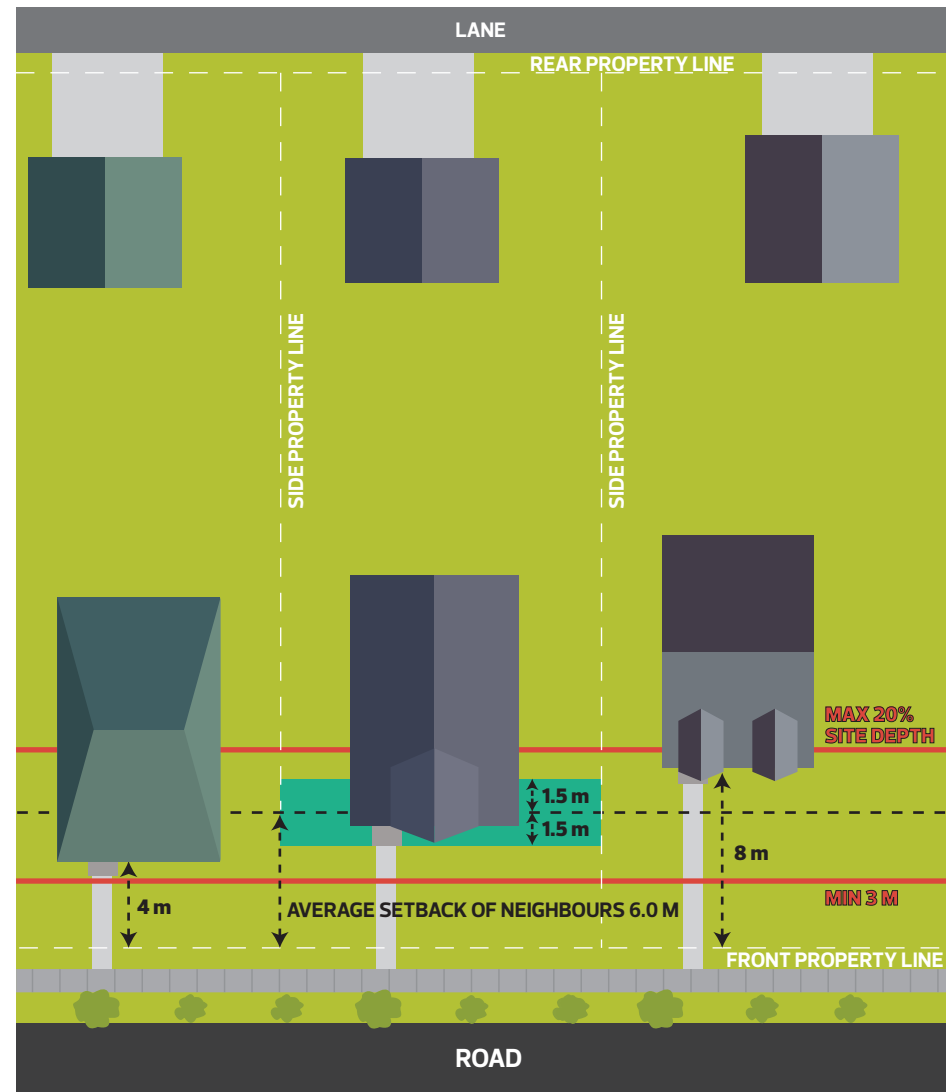


PROPOSED REGULATION 01

FRONT SETBACK

The Front Setback shall be a minimum of 3.0 m and shall be consistent within 1.5 m of the Front Setback on Abutting Lots, to a maximum of 20% of Site Depth. Where an Abutting Lot is vacant, the vacant Lot shall be deemed to have a Front Setback of the next Abutting Lot.

Mature Neighbourhood Overlay Regulations



NOTE: 3 m minimum Front Setback would only exist if the average Front Setback of Abutting homes was less than 4.5 m.

Note: Diagrams are for illustrative purposes only and are not to scale.

REGULATION 02

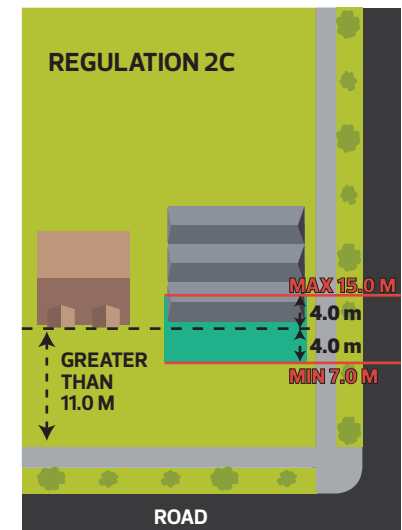
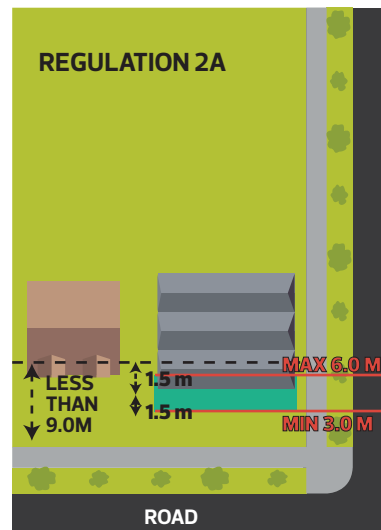
FRONT SETBACK (RF3 CORNER SITES)

Notwithstanding Section 814.3(1), on a Corner Site in the RF3 Zone, where Row Housing, Stacked Row Housing or Apartment Housing faces the flanking Side Lot Line, the following shall apply:

- for Lots where the Front Setback of the Abutting Lot is 9.0 m or less, the Front Setback shall be a minimum of 3.0 m and shall be consistent within 1.5 m of the Front Setback of the Abutting Lot, to a maximum of 6.0 m.
- for Lots where the Front Setback of the Abutting Lot is greater than 9.0 m and less than 11.0 m, the Front Setback shall be consistent within 3.0 m of the Front Setback of the Abutting Lot, to a maximum of 7.0 m.
- for Lots where the Front Setback of the Abutting Lot is 11.0 m or greater, the Front Setback shall be within 4.0 m of the Front Setback of the Abutting Lot.
- Where an Abutting Lot is vacant, the vacant Lot shall be deemed to have a Front Setback of the next Abutting Lot.



Mature Neighbourhood Overlay Regulations




Note: Diagrams are for illustrative purposes only and are not to scale.

PROPOSED REGULATION 03

SIDE SETBACK

Side Setbacks shall be established on the following basis:

- a. where the Site Width is 12.0 m or less, the minimum required setback shall be 1.2 m;
- b. where a Site Width is greater than 12.0 m and less than 18.3 m, the Side Setback requirements of the underlying Zone shall apply;
- c. where a Site Width is 18.3 m or wider:
 - i. Side Setbacks shall total 20% of the Site Width but shall not be required to exceed 6.0 m in total;
 - ii. the minimum interior Side Setback shall be 2.0 m, except if the requirements of the underlying Zone are greater, the underlying Zone requirements shall apply; and
 - iii. on a Corner Site, the Side Setback requirements along a flanking public roadway, other than a Lane, shall be in accordance with the requirements of the underlying Zone.



Side Setbacks shall total a minimum of 20% Site Width but shall not be required to exceed 6.0 m in total.

Note: Diagrams are for illustrative purposes only and are not to scale.

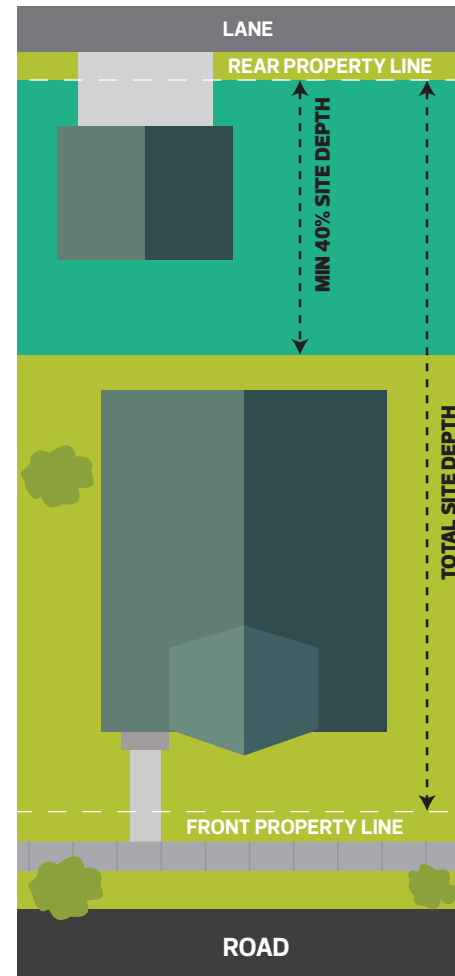
REGULATION 04

REAR SETBACK

The minimum Rear Setback shall be 40% of Site Depth.



Mature Neighbourhood Overlay Regulations



Note: Diagrams are for illustrative purposes only and are not to scale.

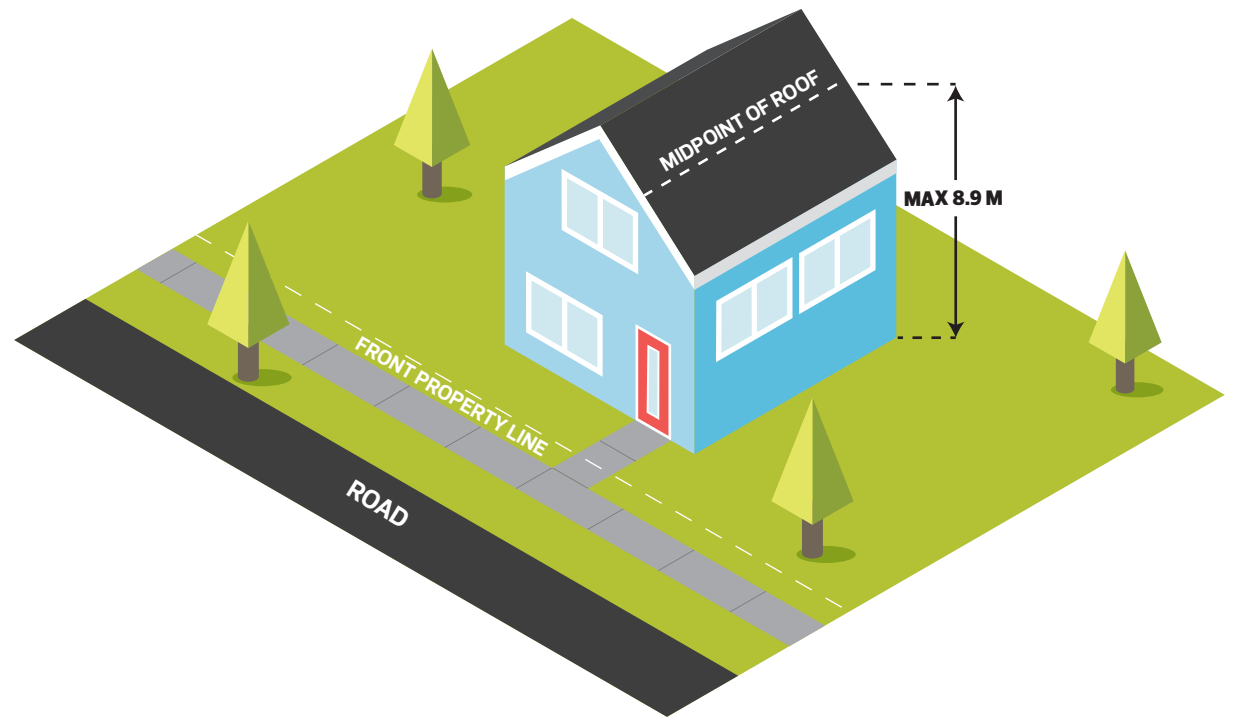
PROPOSED REGULATION 05

HEIGHT

The maximum Height shall not exceed 8.9 m..

Mature Neighbourhood Overlay Regulations

Edmonton



Note: Diagrams are for illustrative purposes only and are not to scale.

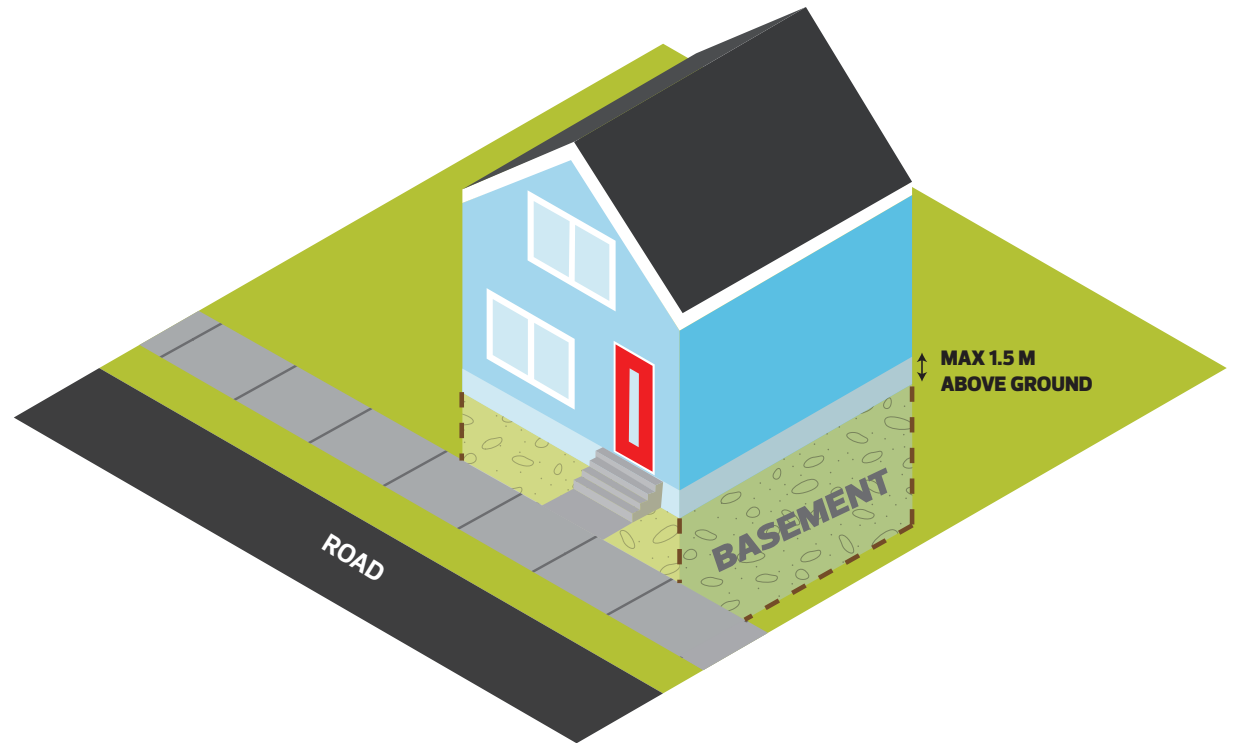
PROPOSED REGULATION 06

BASEMENT ELEVATION

The Basement elevation shall be no more than 1.5 m above Grade. The Basement elevation shall be measured as the distance between Grade and the finished floor of the first Storey.

Mature Neighbourhood Overlay Regulations

Edmonton



Note: Diagrams are for illustrative purposes only and are not to scale.

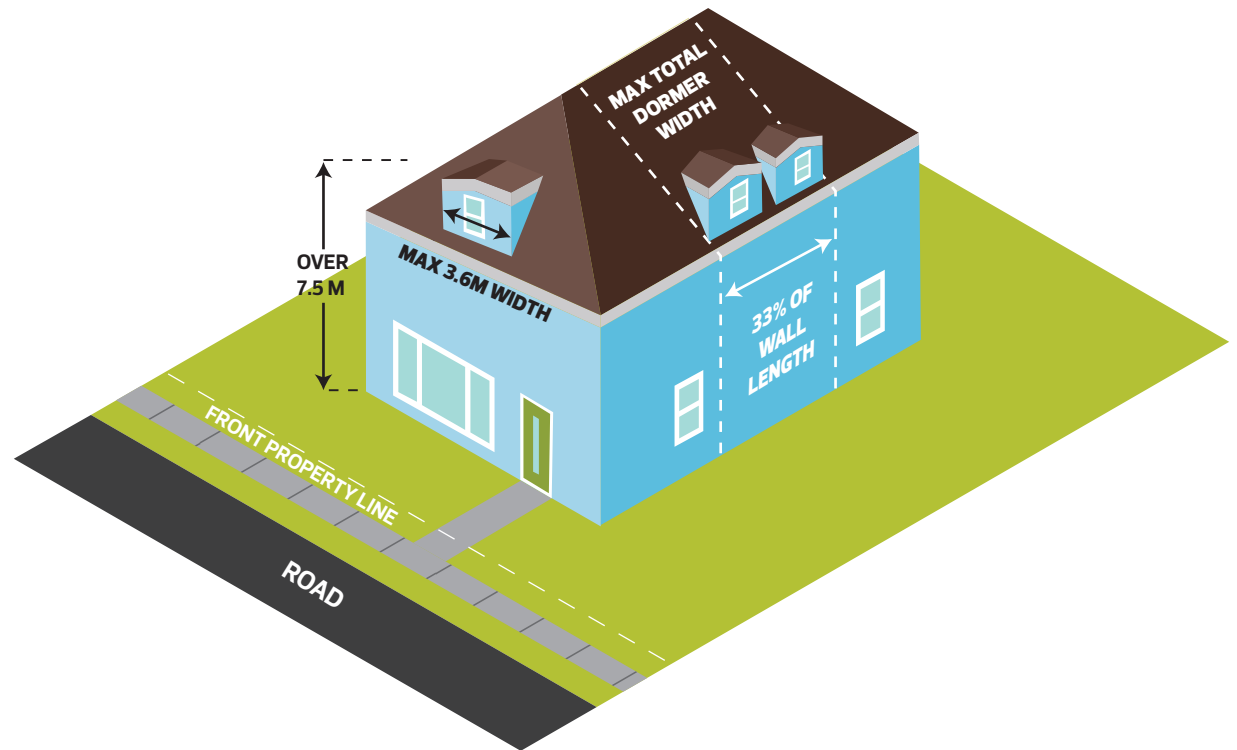
PROPOSED REGULATION 07

DORMER WIDTH

When a structure is greater than 7.5 m in Height, the width of any one dormer shall not exceed 3.6 m. The aggregate total width of one or all dormers shall not exceed one third of the length of the building's wall in which the dormers are located.

Mature Neighbourhood Overlay Regulations

Edmonton



Note: Diagrams are for illustrative purposes only and are not to scale.

PROPOSED REGULATION 08

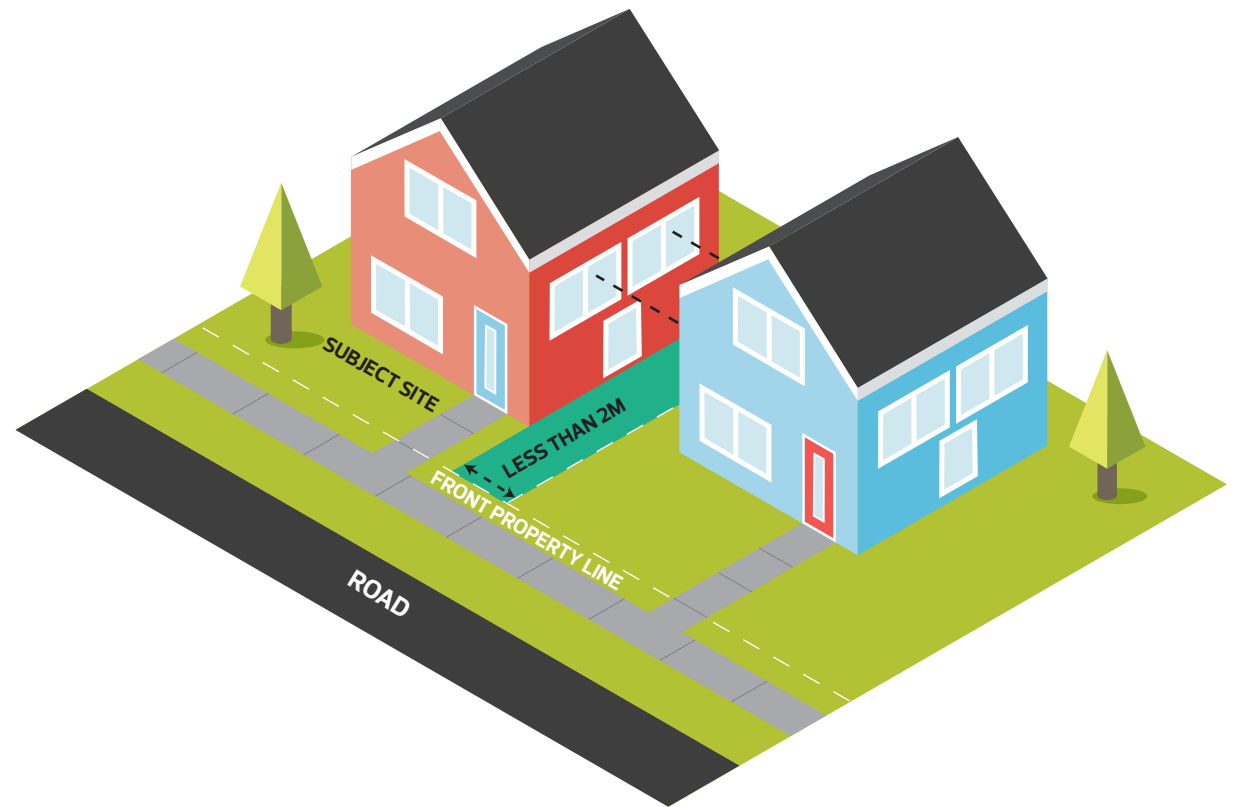
SIDE SETBACKS AND PRIVACY

Where an interior Side Setback is less than 2.0 m,

- a. the applicant shall provide information regarding the location of side windows of the Dwellings on the Abutting properties and Amenity Areas on Abutting properties;
- b. the side windows of the proposed Dwelling shall be located to reduce overlook into Amenity Areas of the Abutting properties; and
- c. the proposed Dwelling shall incorporate design techniques, such as, but not limited to, translucent window treatment, window location, raised windows, or Privacy Screening, to reduce direct line of sight into the windows of the Dwelling on the Abutting property.

Mature Neighbourhood Overlay Regulations

Edmonton



Note: Diagrams are for illustrative purposes only and are not to scale.

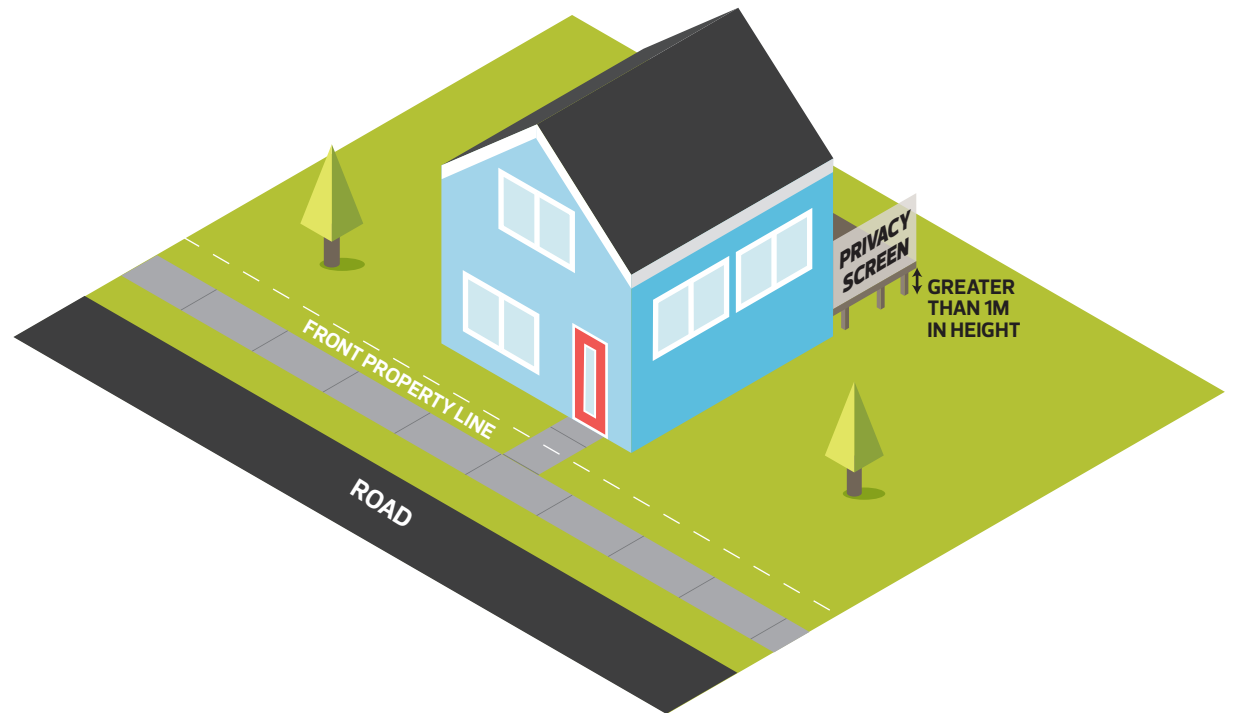
PROPOSED REGULATION 09

PRIVACY SCREENING ON PLATFORM STRUCTURES

Platform Structures located within a Rear Yard or interior Side Yard, and greater than 1.0 m above the finished ground level, excluding any artificial embankment, shall provide Privacy Screening to prevent visual intrusion into Abutting properties.

Mature Neighbourhood Overlay Regulations

Edmonton



Note: Diagrams are for illustrative purposes only and are not to scale.

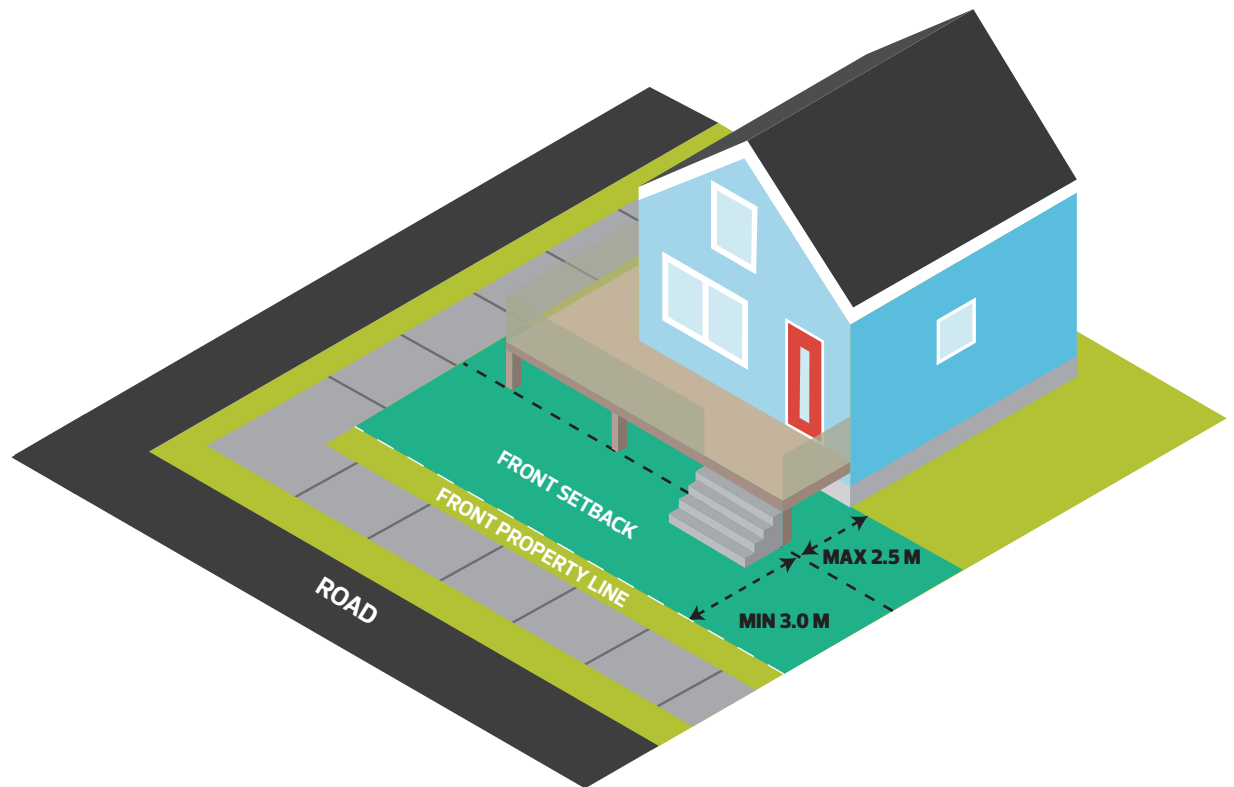
PROPOSED REGULATION 10

PLATFORM STRUCTURES (FRONT YARD)

Platform Structures or single Storey Unenclosed Front Porches may project from the first Storey of a Dwelling a maximum of 2.5 m into a required Front Setback, provided that a minimum of 3.0 m is maintained between the Front Lot Line and the Platform Structure or Unenclosed Front Porch.

Mature Neighbourhood Overlay Regulations

Edmonton



Note: Diagrams are for illustrative purposes only and are not to scale.

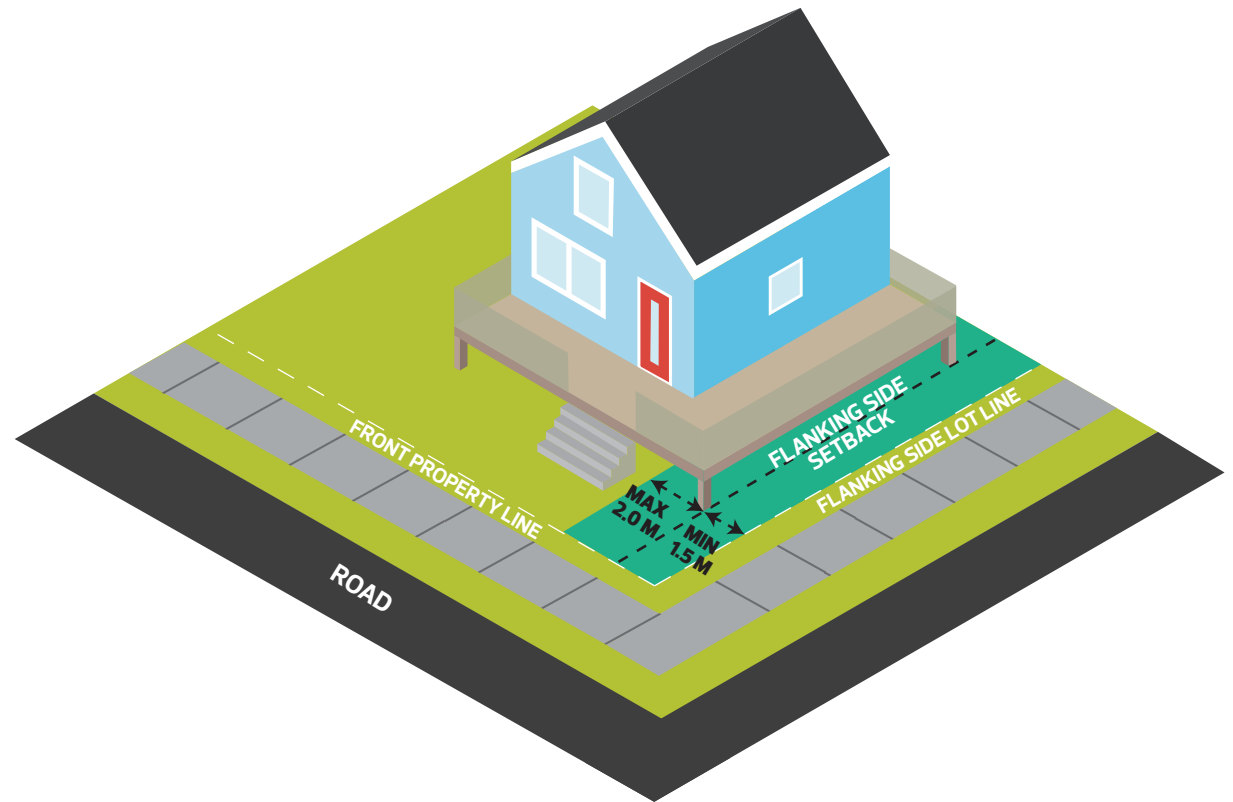
PROPOSED REGULATION 11

PLATFORM STRUCTURES (FLANKING SIDE YARD)

Platform Structures or single Storey Unenclosed Front Porches may project from the first Storey of a Dwelling a maximum of 2.0 m into a required flanking Side Setback, provided that a minimum of 1.5 m is maintained between the flanking Side Lot Line and the Platform Structure or Unenclosed Front Porch.

Mature Neighbourhood Overlay Regulations

Edmonton



Note: Diagrams are for illustrative purposes only and are not to scale.

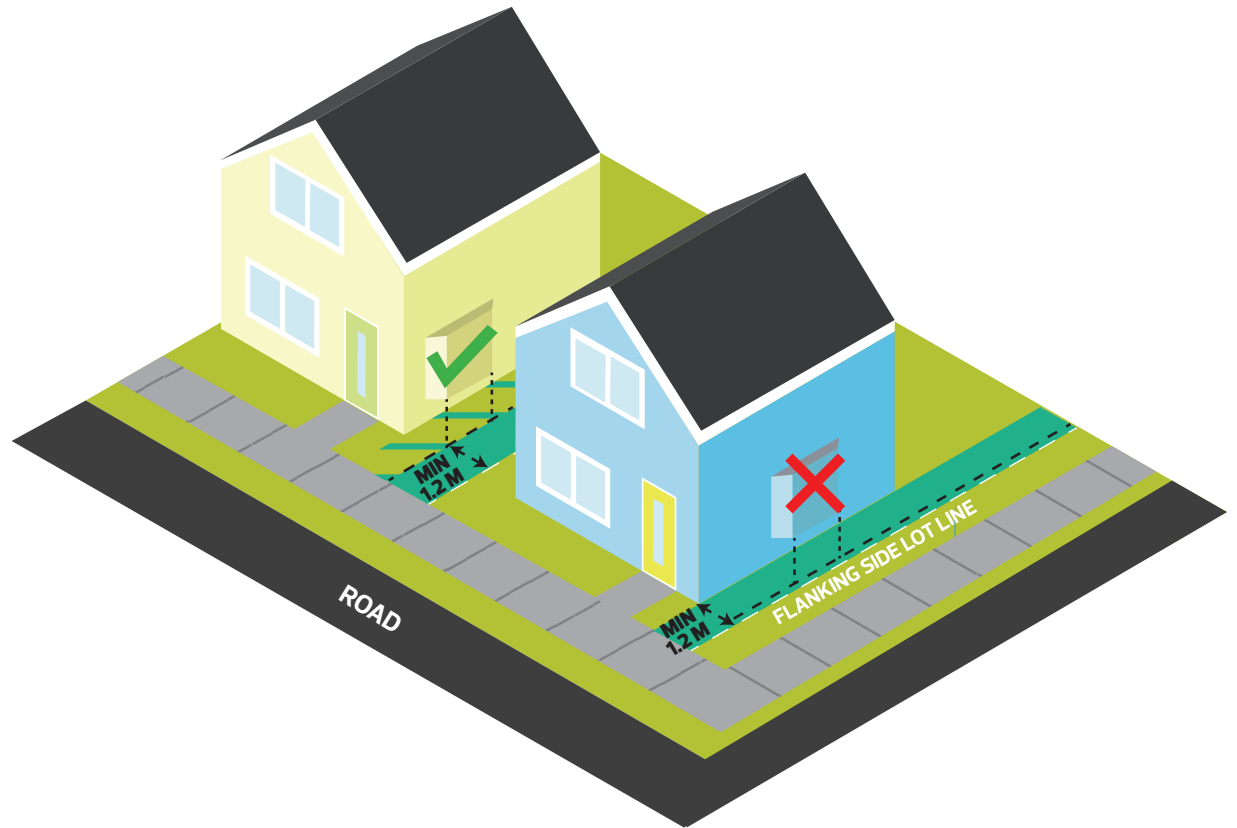
PROPOSED REGULATION 12

CANTILEVERS IN SIDE SETBACKS

On an Interior Site, a minimum distance of 1.2 m shall be maintained from one Side Lot Line to the outside wall of all projections from the first Storey.

Mature Neighbourhood Overlay Regulations

Edmonton



Note: Diagrams are for illustrative purposes only and are not to scale.

PROPOSED REGULATION 13

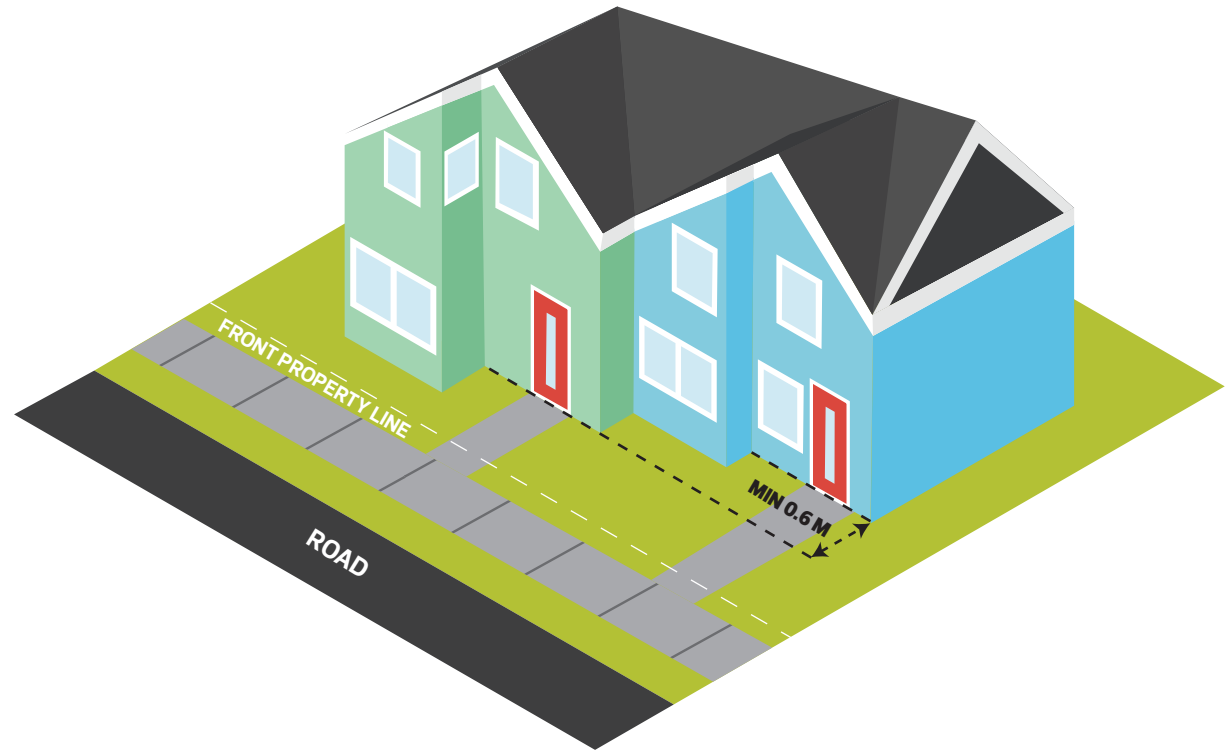
FAÇADE ARTICULATION BETWEEN SEMI-DETACHED DWELLINGS

Semi-detached Housing shall have:

- a. a portion of the principal front Façade of each Dwelling staggered a minimum of 0.6 m behind or forward from the principal front Façade of the other attached Dwelling; and
- b. a portion of the principal rear Façade of each Dwelling staggered a minimum of 0.6 m behind or forward from the principal rear Façade of the other attached Dwelling.

Mature Neighbourhood Overlay Regulations

Edmonton



Note: Diagrams are for illustrative purposes only and are not to scale.

PROPOSED REGULATION 14

FAÇADE ARTICULATION FOR ROW HOUSING DWELLINGS

Row Housing shall articulate the Façade of each Dwelling, by:

- a. recessing or projecting a portion of the front Façade from the remainder of the front Façade of that Dwelling; or
- b. including an Unenclosed Front Porch that projects a minimum of 1.0 m from the front Façade.

Mature Neighbourhood Overlay Regulations

Edmonton



Note: Diagrams are for illustrative purposes only and are not to scale.

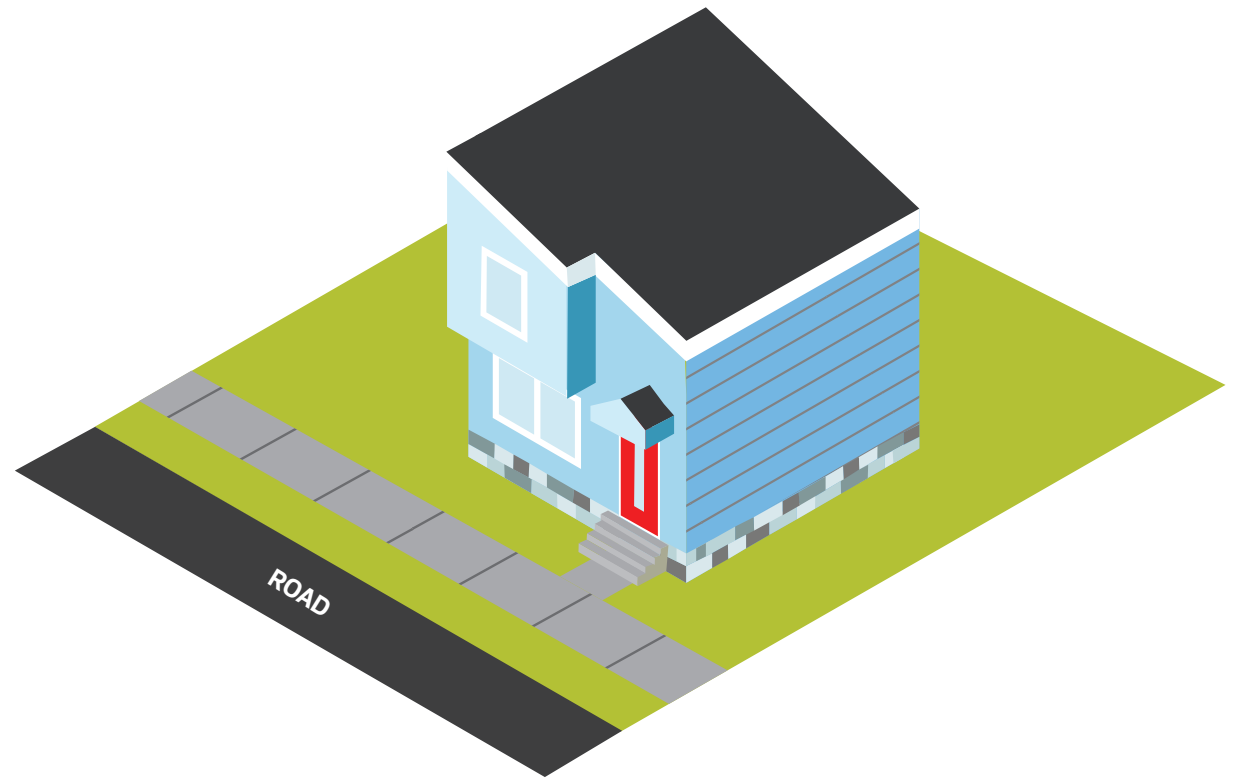
● PROPOSED REGULATION 15

ARCHITECTURAL TREATMENT

To improve architectural interest of the principal structure(s), design techniques such as variations in roof lines, use of different exterior finishing materials, articulation of building Façades, or varied architectural designs shall be used on all Façades facing a public roadway, other than a Lane.

Mature Neighbourhood Overlay Regulations

Edmonton



Note: Diagrams are for illustrative purposes only and are not to scale.

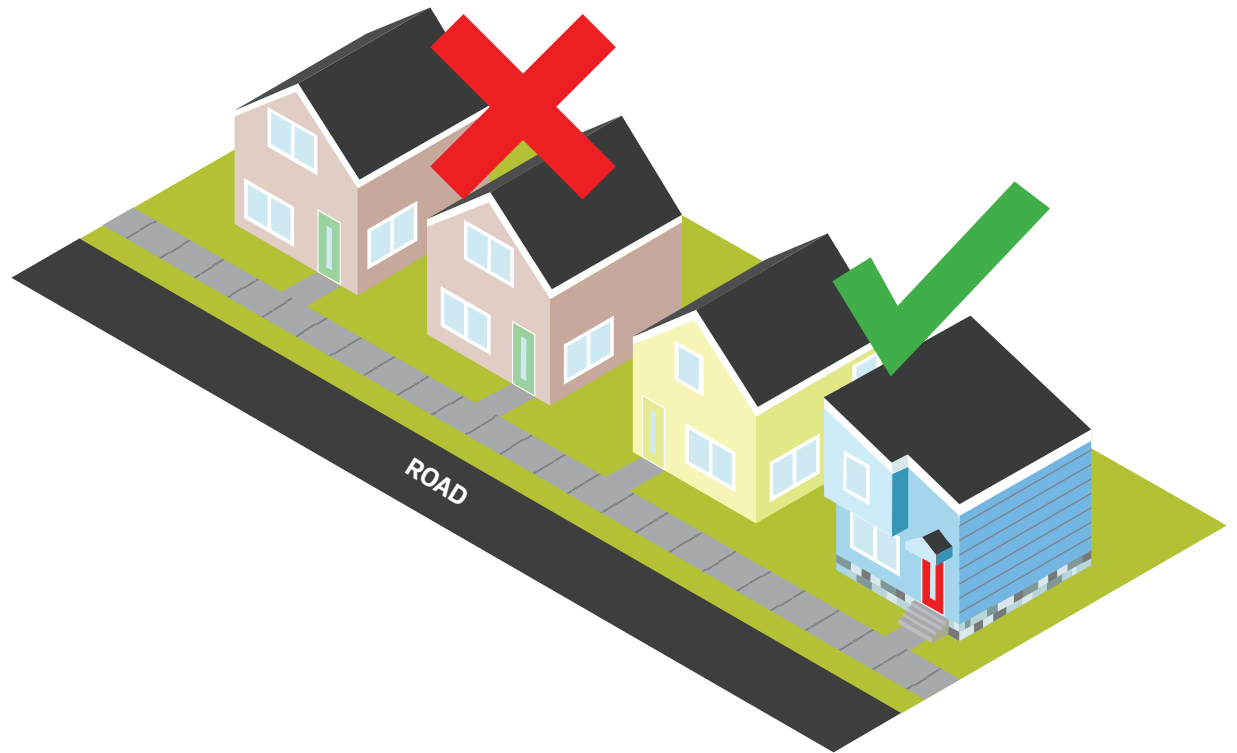
PROPOSED REGULATION 16

VARIATION OF BUILDING DESIGN

Identical or mirrored front elevations shall not be located on Abutting Sites. Front elevations shall be differentiated through a variety of finishing materials, or design elements such as varied roof lines, entry features, or variation in window and door placement.

Mature Neighbourhood Overlay Regulations

Edmonton



Note: Diagrams are for illustrative purposes only and are not to scale.

PROPOSED REGULATION 17

DRIVEWAY ACCESS

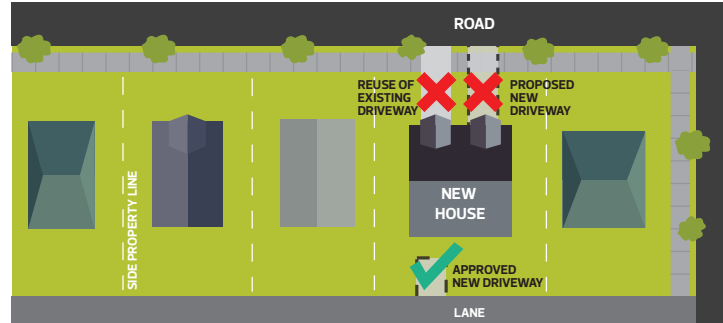
Regardless of whether a Site has existing vehicular access from a public roadway, other than a Lane, no such access shall be permitted to continue where an Abutting Lane exists.

NOTE: This regulation applies when development permit applications are made to redevelop the principal Dwelling or Garage. If an Abutting Lane is not present, access from the roadway may be permitted.

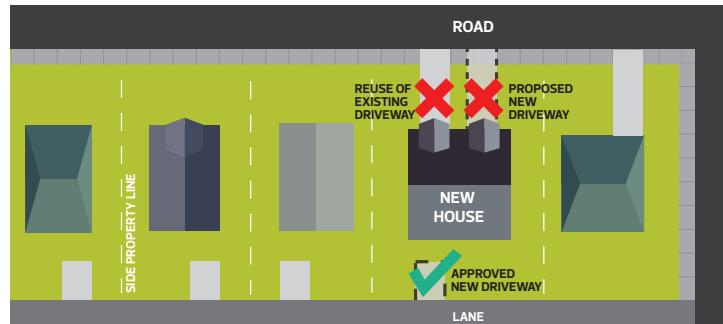
Mature Neighbourhood Overlay Regulations



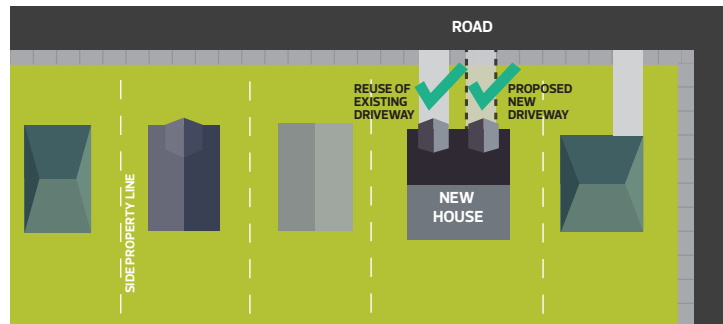
TREED LANDSCAPED BOULEVARD IS PRESENT



TREED LANDSCAPED BOULEVARD IS NOT PRESENT.



ABUTTING LANE IS NOT PRESENT.



Note: Diagrams are for illustrative purposes only and are not to scale.

PROPOSED REGULATION 18

ATTACHED GARAGE

Attached Garages shall be developed in accordance with the following:

- a Garage may protrude beyond the front or flanking wall of the principal building a distance that is characteristic of existing Garages on the blockface;
- a Garage may have a maximum width that is characteristic of the width of existing attached Garages on the blockface;
- building mass shall be articulated through features such as recessions or off-sets, architectural treatments, and Landscaping; and
- for Semi-detached Housing, Duplex Housing, Row Housing, Stacked Row Housing and Apartment Housing, Garages shall be designed so that the Garage is attached to a shared common wall and includes a shared driveway apron where possible.

Mature Neighbourhood Overlay Regulations

Edmonton



Driveway width and garage protrusion must be characteristic of those on the block.

Garages shall be designed so that the garage is attached to a shared common wall and includes a shared driveway apron where possible.


Note: Diagrams are for illustrative purposes only and are not to scale.

PROPOSED REGULATION 19

REAR ATTACHED GARAGE

Rear attached Garages shall not be allowed.

Mature Neighbourhood Overlay Regulations



Note: Diagrams are for illustrative purposes only and are not to scale.

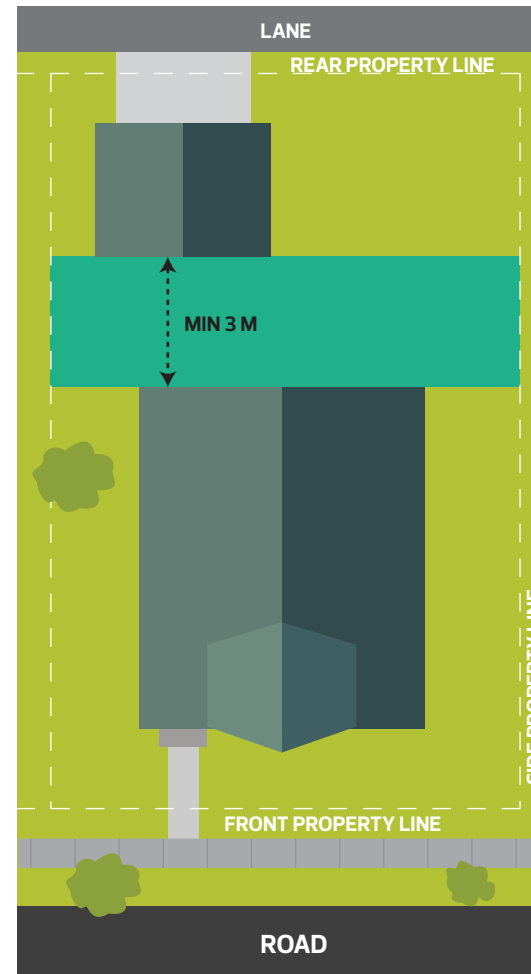
REGULATION 20

DISTANCE BETWEEN GARAGE AND PRINCIPAL DWELLING

A principal Dwelling shall be separated from a rear detached Garage by a minimum of 3.0 m.



Mature Neighbourhood Overlay Regulations



Note: Diagrams are for illustrative purposes only and are not to scale.

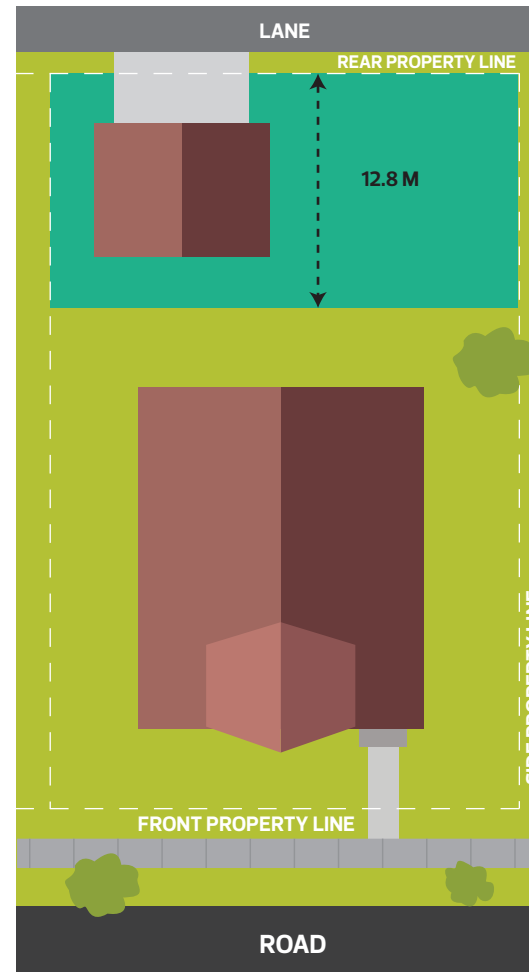
REGULATION 21

REAR DETACHED GARAGE LOCATION

A rear detached Garage shall be fully contained within the rear 12.8 m of the Site.



Mature Neighbourhood Overlay Regulations



Note: Diagrams are for illustrative purposes only and are not to scale.


REGULATION 22

DETACHED GARAGE REAR SETBACK

The minimum distance from the Rear Lot Line to a rear detached Garage where the vehicle doors face the Lane shall be 1.2 m.



Mature Neighbourhood Overlay Regulations



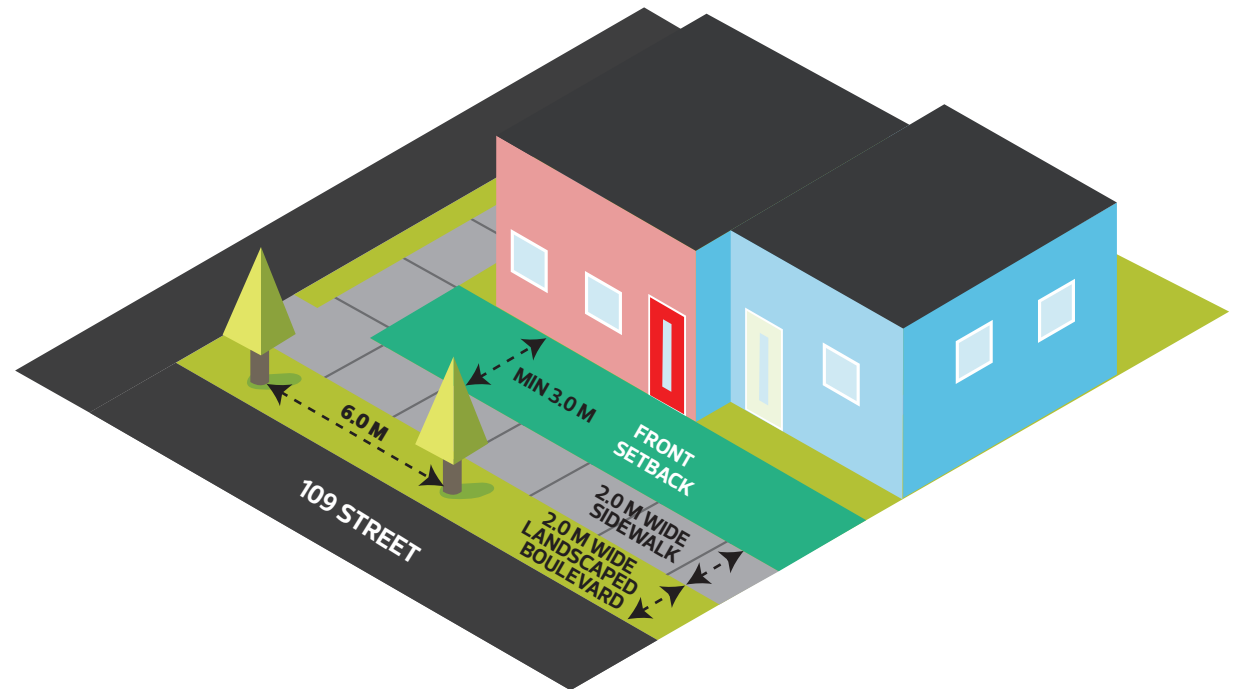
Note: Diagrams are for illustrative purposes only and are not to scale.

814.4 ADDITIONAL DEVELOPMENT REGULATIONS FOR SPECIFIC AREAS

1. The following regulations shall apply to Row Housing development Abutting 109 Street between the north side of 62 Avenue and the south side of 69 Avenue:
 - a. the minimum Setback Abutting 109 Street shall be 3.0 m; and
 - b. a pedestrian walkway system shall be provided along the adjacent portion of 109 Street with the following features:
 - iii. a sidewalk with an unobstructed walking width of 2.0 m;
 - iv. a Treed Landscaped Boulevard 2.0 m wide separating the sidewalk from 109 Street; and
 - v. boulevard trees at a 6.0 m spacing.
2. The pedestrian walkway system should maintain continuity with the design that has been constructed for other new developments along 109 Street. Utility relocation which may be required to construct the pedestrian walkway system shall be at the expense of the developer.



Mature Neighbourhood Overlay Regulations



Note: Diagrams are for illustrative purposes only and are not to scale.

814.5 PROPOSED VARIANCES

Mature Neighbourhood Overlay Regulations



1. When the Development Officer receives a Development Permit Application for a new principal building, new Garage Suite, or new Garden Suite that does not comply with any regulation contained within this Overlay, or alterations to an existing structure that require a variance to Section 814.3(1), 814.3(3), 814.3(5) or 814.3(9) of this Overlay:
 - a. the Development Officer shall send notice, to the Recipient Parties specified in Table 814.5(2), to outline any requested variances to the Overlay and solicit comments directly related to the proposed variance;
 - b. the Development Officer shall not render a decision on the Development Permit application until 21 days after notice has been sent, unless the Development Officer receives feedback from the specified Affected Parties in accordance with Table 814.5(2); and
 - c. the Development Officer shall consider any comments directly related to the proposed variance when determining whether to approve the Development Permit Application in accordance with Sections 11.2 and 11.3.

TABLE 814.5(2)

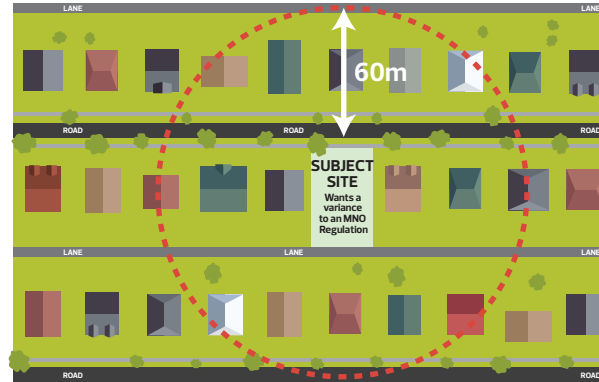
Tier #	Recipient Parties	Affected Parties	Regulations of this Overlay Proposed to be Varied			
Tier 1	The municipal address and assessed owners of the land wholly or partially located within a distance of 60.0 m of the Site of the proposed development and the President of each Community League	The assessed owners of the land wholly or partially located within a distance of 60.0 m of the Site of the proposed development and the President of each Community League	814.3(1) Front Setback			
			814.3(2) Front Setback – RF3 Corner Sites			
			814.3(5) Height			
			814.3(6) Basement Elevation			
			814.3(7) Dormer Width			
			814.3(13) Facade Articulation between Semi-Detached Dwellings			
			814.3(14) Facade Articulation for Row Housing Dwellings			
			814.3(15) Architectural Treatment			
			814.3(16) Variation of Building Design			
			814.3(17) Driveway Access			
			814.3(18) Attached Garage			
			814.4(1) Additional Development Regulations for Specific Areas			
			Tier 2	The municipal address and assessed owners of the land Abutting the Site, directly adjacent across a Lane from the Site of the proposed development and the President of each Community League	The assessed owners of the land Abutting the Site and directly adjacent across a Lane from the Site of the proposed development	814.3(4) Rear Setback
						814.3(19) Rear Attached Garage
						814.3(22) Detached Garage Rear Setback
Tier 3	The municipal address and assessed owners of the land Abutting the Site of the proposed development and the President of each Community League	The assessed owners of the land Abutting the Site of the proposed development	814.3(3) Side Setbacks			
			814.3(8) Side Setbacks and Privacy			
			814.3(9) Privacy Screening on Platform Structures			
			814.3(10) Platform Structures (Front Yard)			
			814.3(11) Platform Structures (Flanking Side Yard)			
			814.3(12) Cantilevers in Side Setbacks			
			814.3(20) Distance between Garage and Principal Dwelling			
			814.3(21) Rear Detached Garage Location			

814.5 PROPOSED VARIANCES

Mature Neighbourhood Overlay Regulations

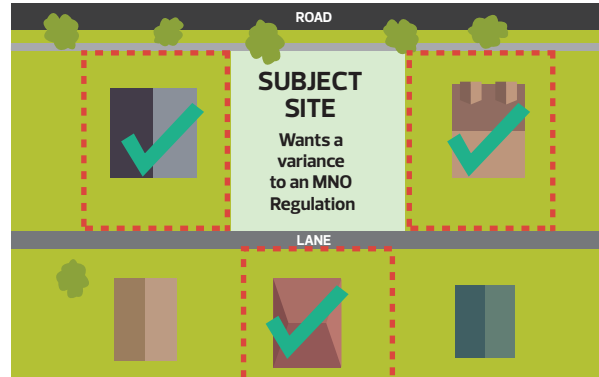


TIER 1



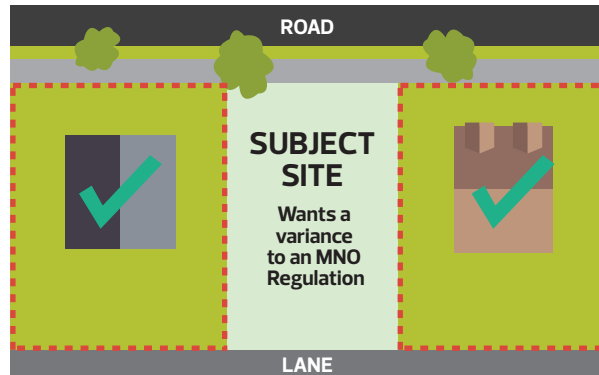
Municipal address, properties within 60.0 m of Subject Site, and the President of each Community League

TIER 2



Municipal address, properties abutting the Subject Site and directly adjacent across the lane, and the President of each Community League

TIER 3



Municipal address, properties abutting the Subject Site, and the President of each Community League

To learn more about the Mature Neighbourhood Overlay, please visit:
www.edmonton.ca/matureneighbourhoodoverlay
 or call 311

Note: Diagrams are for illustrative purposes only and are not to scale.